



Summary

France

Inflation picks up slightly

Inflation continues to rise gradually, driven by the contribution of energy prices, now slightly positive. Core inflation continues to trend slightly downwards.

► Page 2

Portugal

The European Commission shows some flexibility

The Portuguese government considers that it responds to the European commission requirements in its draft budgetary plan by aiming to reduce the budget deficit to 2.4% of GDP this year. Moreover the government is forecasting to reduce it to 1.6% of GDP in 2017.

► Page 3

Market overview

► Page 5

Summary of forecasts

► Page 6

Also in :



Oil back on front pages

■ OPEC countries cut production ■ Oil prices rebound markedly ■ Bad news for consumer spending ■ US production should limit the brake

At the end of September, OPEC had announced a deal was in the making. This week, it was officially announced.

Production will be limited to 32.5 million barrels per day, a 1.2 million cut, between January 1st and June 30th, 2017, a deal that could be extended for an additional 6-month. The agreement was made possible thanks to some non-OPEC countries claiming a production cut of 600k barrels per day. Here, Russia was specifically mentioned. Oil prices rebounded accordingly. Starting the week at USD 48 per barrel, the Brent crude oil price gained 12.5% to USD 53 on Thursday closing. Still, one of the largest producers is conspicuously absent of the deal: the US. There, oil extraction is particularly flexible and responds quickly to price fluctuations, while the break even cost has been driven markedly down over the last few years. This means that oil prices have a de facto ceiling, most likely around USD 60 per barrel. That is good news. Indeed, the inelasticity of energy demand to prices, especially in winter time, will result in a lower purchasing power for households. In a context of depressed demand, this will come on top of rising interest rates, with a potential strong break on consumer spending.

OIL PRICES

— Brent crude oil price (USD per barrel)



08/11/2016

09/11/2016

Source: Macrobond

THE WEEK ON THE MARKETS

Week 25-11-16 > 1-12-16

↗ CAC 40	4 550	► 4 561	+0.2 %
↘ S&P 500	2 213	► 2 191	-1.0 %
↗ Volatility (VIX)	12.3	► 14.1	+1.7 %
↗ Euribor 3M (%)	-0.31	► -0.31	+0.1 bp
↘ Libor \$ 3M (%)	0.94	► 0.93	-0.3 bp
↗ OAT 10y (%)	0.78	► 0.79	+0.7 bp
↗ Bund 10y (%)	0.16	► 0.28	+11.8 bp
↗ US Tr. 10y (%)	2.37	► 2.46	+8.4 bp
↗ Euro vs dollar	1.06	► 1.06	+0.1 %
↘ Gold (ounce, \$)	1 185	► 1 168	-1.4 %
↗ Oil (Brent, \$)	47.3	► 54.3	+14.9 %

Source: Thomson Reuters



France

Inflation picks up slightly

- Inflation continues to rise gradually, driven by the contribution of energy prices, now slightly positive. Core inflation continues to trend slightly downwards.
- We expect these trends to continue in 2017 and forecast a mild increase in inflation (from +0.5% today to +1.3% year-on-year at end-2017).
- Inflation, less low, will reduce household purchasing power gains. As a result, consumer spending is expected to slow down significantly, placing a drag on growth.

At this time last year, we observed that inflation in France remained uncomfortably low, even more so than growth. This observation is still true today. At 1.1% year-on-year in Q3 2016, growth was identical to the Q3 2015 pace. On the inflation front, things appear to be a bit better: Inflation rose from 0% year-on-year in November 2015 to 0.5% a year later according to preliminary INSEE estimates. Yet this mild acceleration is mainly due to energy prices, the contribution of which was less and less negative over the course of the year before becoming slightly positive (-0.5 percentage points in November 2015, +0.2 points in November 2016). However, core inflation slowed slightly over the period, to 0.5% year-on-year in November 2016 from 0.8% in November 2015.

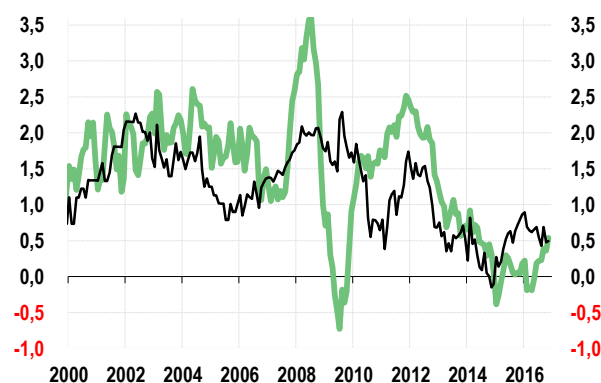
We expect these trends to continue in 2017. Headline inflation is expected to pick up from an average annual rate of 0.2% in 2016 to 1% in 2017, due solely to the impact of the expected rebound in oil prices. Core inflation should, however, slow down slightly, from 0.6% in 2016 to 0.4% in 2017. Two factors are contributing to the low level of core inflation. First, there is a currency effect: for a few more months, the past appreciation of the euro will continue to have a downward impact on durable core goods prices. The opposite, inflationary, effects of the very recent depreciation of the euro will materialize later, and in a context still characterised by significant slack in the economy. This is the second explanation of low inflation.

Granted, it is impossible to measure with any precision the size of the output gap (the difference between real and potential GDP), as illustrated by the wide range of estimates for 2016 (-1.4% according to the European Commission; -1.8% according to the IMF and -2.3% according to the OECD). The true scope of the output gap raises a lot of questions, especially since some consider that the 2008-2009 economic and financial crisis and the following sluggish recovery lowered not only potential growth, but also the level of potential GDP. In this case, the output gap might not be as negative as commonly thought. Yet the low level of inflation argues, to the contrary, that the output gap is still fairly wide. Besides, according to our forecasts, it will remain this negative in 2017, since the growth rate is expected to be more or less equal to the potential growth rate (average annual rate of 1.1%).

Weak inflation

Consumer price index, year-on-year, %

— Headline inflation — Core inflation



Chart

Source: INSEE

The large degree of slack in the economy can also be seen in the labour market. Unemployment has begun declining but it is still high. Consequently, wage growth is also expected to remain subdued (1.2% a year for the monthly base wage in Q3 2016, an all-time low). Besides, wages will get only limited support from the automatic annual revaluation of the minimum wage (each 1st January). Given the weakness of inflation and limited wage increases, we estimate it at +0.9%, with no extra boost assuming the government follows the expert committee's recommendation. The wage-price loop is functioning in slow motion, with low inflation and wage moderation influencing each other.

Low inflation can be seen in two different lights: as a symptom of sluggish growth, and as a support factor for household purchasing power, consumer consumption and thus growth. The absence of inflation is, indeed, the main reason for the purchasing power gains observed since 2014 (average annual gains of +0.7% in 2014, +1.6% in 2015 and +2% year-on-year in Q2 2016). Consequently, we expect the upturn in inflation, as mild as it may be, to reduce purchasing power gains (to +1.2% in 2017, according to our estimates), which will only get limited support from employment and wage growth. For this reason, our central scenario calls for a significant slowdown in household consumption (up 1% in 2017 in annual average terms compared to +1.5% in 2016). The dip in purchasing power gains could be absorbed by a decline in the personal saving rate, but this seems unlikely in an environment of high unemployment. We think the most likely hypothesis is that the personal saving rate will remain more or less steady at about its current level of 15% of gross disposable income.

This scenario is highly dependent on oil prices trends, which introduces a lot of uncertainty. Yet, beyond their recent rise, the balance of risks seems to lean towards lower-than-expected oil prices, in which case, all other factors being the same, growth might be stronger in 2017.



Portugal

The European Commission shows some flexibility

- Portugal's budget proposal, presented in mid-October, considers that it responds to the EC's demands, by aiming to reduce the budget deficit to 2.4% of GDP this year. Moreover the government is forecasting to reduce it to 1.6% of GDP in 2017.
- Yet the draft budget's growth assumptions are more favourable than those of the European Commission. The Commission is also less optimistic than the government concerning the expected impact of certain measures on the budget balance.
- While pointing out the risk that Portugal might fail to meet its commitments in 2017, the Commission nonetheless approved its budget proposal.

Last July, the European Commission opted not to sanction Portugal for failing to sufficiently reduce its deficit in 2015, on condition that the country fulfils its deficit reduction targets this year. In the budget proposal presented to the European Commission in mid-October, Portugal considers that it responds to the EC's demands. Indeed, the draft budget calls for a budget deficit of 2.4% of GDP in 2016 (down from 4.4% of GDP in 2015). Moreover the government is forecasting to reduce it to 1.6% of GDP in 2017.

Overly optimistic growth assumptions

Even so, the European Commission issued a few reserves. Indeed, the government's budget outlook must be treated with caution as it is based on more optimistic growth assumptions than those of the European Commission. The Portuguese government is forecasting GDP growth of 1.2% in 2016 and 1.5% in 2017, compared to the Commission's estimates of 0.9% and 1.2%, respectively (see table and chart 1).

The Portuguese economy should benefit from a slightly stronger global economy and a bigger increase in exports next year. The European Commission and the government both expect investment to accelerate despite troubles in the banking sector.

Yet the assumptions from the government and the European Commission differ concerning the size of this increase. The European Commission foresees a bigger increase in investment expenditure. It expects the use of European Structural and Investment funds (ESI) to carry over to the rest of the economy. For the Commission, however, this growth will be accompanied by a bigger increase in imports, which means that foreign trade would make a negative contribution to growth.

The European Commission also expects private consumption's contribution to growth to be smaller than the government's forecast. Both expect private consumption to grow at a slower pace in the months ahead due to the upturn in inflation, but the European Commission is more cautious than the government when it comes to wage trends. Also, according to the EC, the especially high level of

The recovery is still mild

Contribution to annual growth (points of GDP)

Change in inventory Net exports Domestic demand excluding inventory — GDP

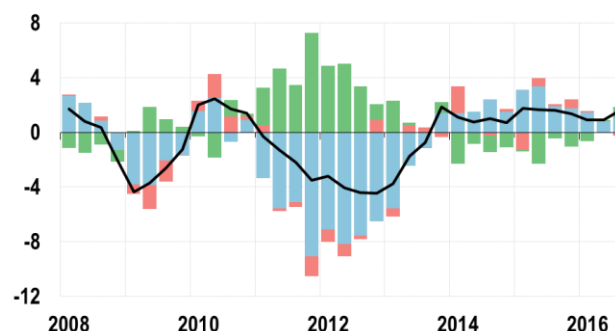


Chart 1

Source: INE

Budget forecast

	2015	2016		2017	
		Draft Budgetary Plan	European Commission	Draft Budgetary Plan	European Commission
GDP (y/y, %)	1.6	1.2	0.9	1.5	1.2
% of GDP					
Primary balance	0.2	1.9	1.7	2.8	2.2
Structural balance	-2.3	-2.2	-2.4	-1.9	-2.4
General government balance	-4.4	-2.4	-2.7	-1.6	-2.2
Gross debt ratio	129	129.7	130.3	128.3	129.5

Source: European Commission

household debt (75.7% of GDP in Q2 2016) should place a bigger strain on consumer spending.

Insufficient fiscal efforts

For the European Commission, this growth differential results in fewer revenues and more spending. The European Commission is also less optimistic than the government concerning the expected impact of certain measures on the budget balance.

In its budget proposal, the government calls for discretionary revenues to increase by 0.3% of GDP in 2017. Next year, the government intends to levy a 0.3% real-estate tax on "luxury" residences valued at more than EUR600,000, and to introduce a soda tax. Transferring the gasoline tax to diesel is also expected to bring in additional revenues. The government will also benefit from one-off revenues, including the recovery of the Banco Privado



Português (BPP) bank guarantee (0.2% of GDP) and higher dividend payments by the Banco de Portugal (0.2% of GDP).

According to the government, these additional revenues should offset the reduction in the VAT rate on food services (from 23% previously to 13% since July 2016), as well as certain spending increases, notably for public sector wages, since Q2 2016. The government also plans to increase state pensions for low-income households, to index pensions and new social welfare benefits for persons with disabilities, and to return to a 35-hour workweek in the healthcare sector.

The Commission is taking a more cautious approach. The replacement of only one public sector worker for every two would have a smaller impact on spending than the government expects.

The European Commission and the government have also made different forecasts for the deficit as well. Let us first look at the structural deficit¹, which reached 2.3% of GDP in 2015. The European Commission expects the structural deficit to widen by 0.1 points this year before levelling off in 2017, unlike the government, which is looking for reductions of 0.1 points and 0.3 points of GDP, respectively, in 2016 and 2017. All in all, the Commission expects Portugal's budget deficit to come to 2.7% of GDP in 2016 and 2.2% in 2017, compared to the budget proposal's figures of 2.4% and 1.6%, respectively.

The same can be said about the outlook for the public debt. According to the European Commission, primary surpluses and one-off revenues on the disposal of certain financial assets will be smaller than the government's forecasts. From 129% of GDP in 2015, it expects the public debt ratio to peak at 130.3% in 2016 before levelling off at 129.5% in 2017 (see chart 2).

Portugal is spared the suspension of structural funds

Portugal did not meet the European Commission's demands, notably in terms of reducing the structural deficit. This one would like Portugal to reduce its structural deficit by 0.6 points of GDP a year between 2016 and 2020, and to generate a medium-term structural surplus of at least 0.3% of GDP. The budget deficit, which is to be reduced primarily via ongoing growth, is unlikely to fall below the Commission's target of 2.5% of GDP which it set this summer. The Commission also pointed out the risks for public finances of the uncertainty surrounding the recapitalisation of the public bank Caixa Geral de Depósitos (CGD)². Portugal is still vulnerable to any new shocks, especially those arising from its banking system, which remains fragile given the high stock of non-performing loans.

Despite these reservations, the European Commission nonetheless approved Portugal's draft budget proposal. It took into account the efforts Portugal has made in recent years and its capacity to reduce the budget deficit below the Stability and Growth Pact's threshold of 3% of GDP this year. The Commission mainly wants to avoid weakening a country that has already undertaken major fiscal adjustment efforts.

¹ The structural balance equals the balance that would be reached if GDP equalled its potential, adjusted for exceptional measures.

² In late August, the European Commission approved a EUR 2.7 bn injection in CGD by the Portuguese government in exchange for a restructuring plan and the disposal of EUR 1 bn in debt instruments on the market.

Portugal is weakened by a heavy debt burden

% of GDP

— Public debt, — Budget balance (RHS)

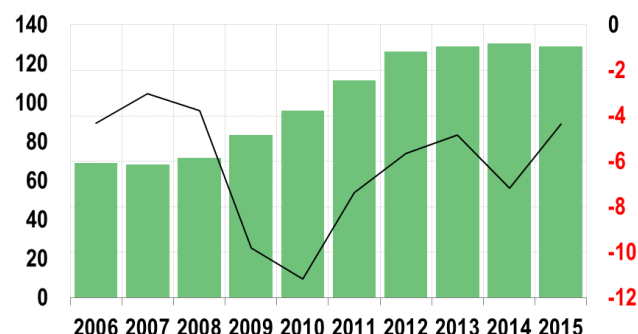


Chart 2

Source: Ameco

This decision bolsters the minority government that has been in power for almost a year. Prime Minister Antonio Costa's Socialist government must work with political parties openly hostile to further austerity measures, namely the Portuguese Communist Party (PCP), the Greens (PEV) and the radical Left Block (BE).

Portugal has been spared any sanctions and the suspension of European structural and investment funds, which are vital for its development. Between 2014 and 2020, the overall ESI funds will account for nearly 15% of 2015 GDP.



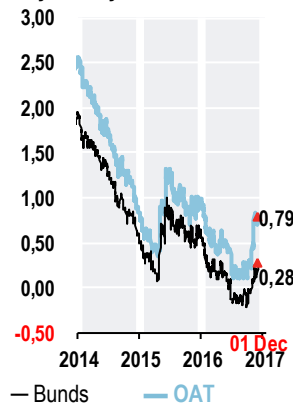
Markets overview

The essentials

Week 25-11-16 > 1-12-16

➤ CAC 40	4 550	➤ 4 561	+0.2 %
➤ S&P 500	2 213	➤ 2 191	-1.0 %
➤ Volatility (VIX)	12.3	➤ 14.1	+1.7 %
➤ Euribor 3M (%)	-0.31	➤ -0.31	+0.1 bp
➤ Libor \$ 3M (%)	0.94	➤ 0.93	-0.3 bp
➤ OAT 10y (%)	0.78	➤ 0.79	+0.7 bp
➤ Bund 10y (%)	0.16	➤ 0.28	+11.8 bp
➤ US Tr. 10y (%)	2.37	➤ 2.46	+8.4 bp
➤ Euro vs dollar	1.06	➤ 1.06	+0.1 %
➤ Gold (ounce, \$)	1 185	➤ 1 168	-1.4 %
➤ Oil (Brent, \$)	47.3	➤ 54.3	+14.9 %

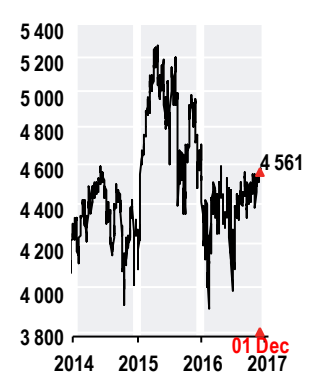
10 y bond yield, OAT vs Bund



Euro-dollar



CAC 40



Money & Bond Markets

Interest Rates		highest' 16		lowest' 16	
€ ECB	0.00	0.05 at 01/01	0.00 at 16/03		
Eonia	-0.34	-0.13 at 01/01	-0.36 at 26/05		
Euribor 3M	-0.31	-0.13 at 01/01	-0.31 at 24/11		
Euribor 12M	-0.08	0.06 at 01/01	-0.08 at 30/11		
\$ FED	0.50	0.50 at 01/01	0.50 at 01/01		
Libor 3M	0.93	0.94 at 25/11	0.61 at 04/01		
Libor 12M	1.64	1.65 at 25/11	1.12 at 12/02		
£ BoE	0.25	0.50 at 01/01	0.25 at 04/08		
Libor 3M	0.38	0.59 at 15/02	0.38 at 08/09		
Libor 12M	0.79	1.07 at 01/01	0.72 at 10/08		

At 1-12-16

Yield (%)		highest' 16		lowest' 16	
€ AVG 5-7y	0.36	0.49 at 12/01	-0.14 at 27/09		
Bund 2y	-0.76	-0.34 at 01/01	-0.79 at 28/11		
Bund 10y	0.28	0.63 at 01/01	-0.22 at 28/09		
OAT 10y	0.79	0.98 at 01/01	0.10 at 27/09		
Corp. BBB	1.67	2.50 at 20/01	1.14 at 07/09		
\$ Treas. 2y	1.13	1.14 at 25/11	0.56 at 05/07		
Treas. 10y	2.46	2.46 at 01/12	1.36 at 08/07		
Corp. BBB	3.89	4.50 at 12/02	3.24 at 18/08		
£ Treas. 2y	0.15	0.65 at 01/01	0.07 at 29/09		
Treas. 10y	1.49	1.96 at 01/01	0.61 at 12/08		

At 1-12-16

10y bond yield & spreads

6.52%	Greece	623 pb
3.75%	Portugal	347 pb
2.02%	Italy	174 pb
1.62%	Spain	134 pb
0.94%	Ireland	66 pb
0.79%	France	51 pb
0.69%	Belgium	41 pb
0.58%	Austria	29 pb
0.53%	Finland	25 pb
0.48%	Netherlands	20 pb
0.28%	Germany	

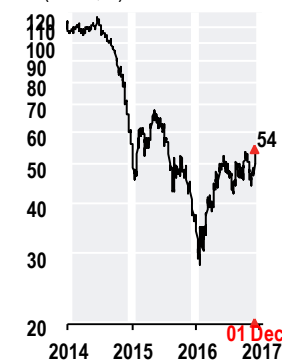
Commodities

Spot price in dollars		lowest' 16		2016(€)	
Oil, Brent	54	28 at 20/01	+55.8%		
Gold (ounce)	1 168	1 062 at 01/01	+12.5%		
Metals, LMEX	2 787	2 049 at 12/01	+29.5%		
Copper (ton)	5 788	4 328 at 15/01	+25.9%		
CRB Foods	336	322 at 09/11	+2.8%		
wheat (ton)	139	126 at 16/08	-8.1%		
Corn (ton)	125	113 at 31/08	-7.3%		

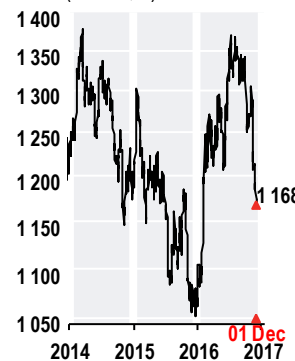
At 1-12-16

Variations

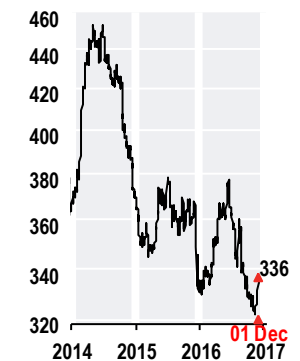
Oil (Brent, \$)



Gold (Ounce, \$)



CRB Foods



Exchange Rates

1€ =		highest' 16		lowest' 16		2016	
USD	1.06	1.15 at 03/05	1.05 at 23/11	-2.3%			
GBP	0.84	0.90 at 13/10	0.73 at 05/01	+14.1%			
CHF	1.08	1.11 at 04/02	1.07 at 18/11	-1.1%			
JPY	121.40	131.84 at 01/02	110.95 at 08/07	-7.1%			
AUD	1.43	1.60 at 11/02	1.41 at 28/11	-4.0%			
CNY	7.32	7.54 at 22/08	6.99 at 05/01	+3.7%			
BRL	3.68	4.53 at 16/02	3.39 at 25/10	-14.4%			
RUB	67.65	91.22 at 11/02	67.55 at 25/10	-14.7%			
INR	72.55	77.50 at 11/02	71.42 at 05/01	+1.0%			

At 1-12-16

Variations

Equity indices

Index		highest' 16		lowest' 16		2016		2016(€)
CAC 40	4 561	4 637 at 01/01	3 897 at 11/02	-1.6%		-1.6%		
S&P500	2 191	2 213 at 25/11	1 829 at 11/02	+7.2%		+9.7%		
DAX	10 534	10 761 at 24/10	8 753 at 11/02	-1.9%		-1.9%		
Nikkei	18 513	19 034 at 01/01	14 952 at 24/06	-2.7%		+4.7%		
China*	61	65 at 22/09	48 at 12/02	+2.7%		+5.1%		
India*	446	504 at 08/09	393 at 11/02	+0.3%		-0.6%		
Brazil*	1 564	1 882 at 31/10	860 at 21/01	+32.3%		+54.5%		
Russia*	549	549 at 01/12	331 at 20/01	+21.6%		+38.7%		

At 1-12-16

Variations

* MSCI index



Economic forecasts

En %	GDP Growth			Inflation			Curr. account / GDP			Fiscal balances / GDP		
	2016 e	2017 e	2018 e	2016 e	2017 e	2018 e	2016 e	2017 e	2018 e	2016 e	2017 e	2018 e
Advanced	1.6	1.7	2.1	0.8	1.7	1.9						
United States	1.5	2.2	2.8	1.2	2.2	2.6	-2.5	-2.4	-2.4	-3.4	-4.2	-5.0
Japan	0.8	0.9	0.7	-0.1	1.1	1.0	3.8	4.0	4.4	-4.6	-4.2	-4.1
United Kingdom	2.1	1.1	1.6	0.6	2.4	2.6	-5.5	-4.6	-3.5	-3.7	-4.0	-4.1
Euro Area	1.6	1.2	1.5	0.2	1.2	1.3	3.2	2.9	2.9	-1.8	-1.6	-1.4
Germany	1.8	1.5	1.8	0.4	1.6	1.5	8.9	8.1	8.4	0.6	0.6	0.5
France	1.3	1.1	1.5	0.3	1.0	1.1	-0.9	-0.6	-0.8	-3.4	-3.1	-2.8
Italy	0.8	0.4	0.7	-0.1	0.9	1.0	2.0	2.2	2.0	-2.5	-2.6	-2.6
Spain	3.2	2.1	1.9	-0.4	1.6	1.6	1.1	1.6	1.6	-4.6	-3.8	-3.2
Netherlands	2.2	1.5	1.4	0.1	0.8	1.2	8.5	8.2	7.9	-1.1	-0.5	-0.2
Belgium	1.4	1.2	1.4	1.8	1.6	1.6	0.8	0.6	0.6	-2.9	-1.6	-1.9
Emerging	4.3	4.6	5.1	4.8	4.4	4.2						
China	6.7	6.2	6.4	2.0	2.3	2.5	2.2	1.7	1.5	-3.0	-3.3	-3.5
India	7.5	8.1	8.3	5.0	5.7	4.9	-1.1	-0.5	-1.3	-3.9	-3.5	-3.5
Brazil	-3.7	1.0	3.0	8.8	4.9	4.4	-1.2	-1.7	-2.5	-9.6	-10.4	-8.4
Russia	-0.5	1.0	2.5	7.0	4.6	4.2	2.5	2.7	3.2	-3.9	-3.0	-1.9
World	3.1	3.3	3.8	3.1	3.3	3.3						

Source : BNP Paribas Group Economic Research (e: Estimates & forecasts)

Financial forecasts

Interest rates		2016				2017						
End period		Q1	Q2	Q3	Q4e	Q1e	Q2e	Q3e	Q4e	2016e	2017e	2018e
US	Fed Funds	0.25-0.5	0.25-0.5	0.25-0.5	0.50-0.75	0.50-0.75	0.50-0.75	0.75-1.00	1.00-1.25	0.50-0.75	1.00-1.25	2.00-2.25
	3-month Libor \$	0.63	0.65	0.85	0.91	0.90	0.90	0.95	1.10	0.91	1.10	2.45
	10-year T-notes	1.79	1.49	1.61	2.35	2.55	2.75	2.85	3.00	2.35	3.00	3.50
EMU	Refinancing rate	0.00	0.00	0.00	0.00	0.00	0.00	0.00	0.00	0.00	0.00	0.00
	3-month Euribor	-0.24	-0.29	-0.30	-0.30	-0.30	-0.30	-0.30	-0.30	-0.30	-0.30	-0.15
	10-year Bund	0.16	-0.13	-0.19	0.30	0.40	0.50	0.60	0.70	0.30	0.70	1.20
	10-year OAT	0.41	0.20	0.12	0.75	0.90	0.90	1.00	1.10	0.75	1.10	1.70
	10-year BTP	1.23	1.35	1.19	2.05	1.90	2.10	2.30	2.50	2.05	2.50	3.00
UK	Base rate	0.50	0.50	0.25	0.25	0.25	0.25	0.25	0.25	0.25	0.25	0.25
	3-month Libor £	0.59	0.56	0.38	0.40	0.40	0.40	0.40	0.40	0.40	0.40	0.40
	10-year Gilt	1.42	1.02	0.76	1.55	1.70	1.65	1.75	1.90	1.55	1.90	2.15
Japan	Overnight call rate	-0.00	-0.06	-0.06	-0.10	-0.10	-0.10	-0.10	-0.10	-0.10	-0.10	-0.10
	3-month JPY Libor	0.10	0.06	0.06	0.05	0.05	0.05	0.05	0.05	0.05	0.05	0.05
	10-year JGB	-0.04	-0.23	-0.08	0.00	0.05	0.05	0.10	0.15	0.00	0.15	0.15

Exchange rates		2016				2017						
End period		Q1	Q2	Q3	Q4e	Q1e	Q2e	Q3e	Q4e	2016e	2017e	2018e
USD	EUR / USD	1.14	1.11	1.12	1.07	1.04	1.02	1.02	1.00	1.07	1.00	1.09
	USD / JPY	112	103	101	110	115	120	125	128	110	128	135
EUR	EUR / GBP	0.79	0.83	0.87	0.86	0.84	0.82	0.82	0.80	0.86	0.80	0.76
	EUR / CHF	1.09	1.08	1.09	1.07	1.08	1.10	1.12	1.12	1.07	1.12	1.15
	EUR/JPY	128	114	114	118	120	122	128	128	118	128	147

Source : BNP Paribas Group Economic Research / GlobalMarkets (e: Estimates & forecasts)



Most recent articles

NOVEMBER	25 November	16-41	Japan: Abenomics: A failure called too early France: Labour market: Late November update
	18 November	16-40	Global: Youth unemployment: an important ongoing policy challenge Ireland: Beyond revisions
	10 November	16-39	United States: The day after tomorrow France: A closer look at weak Q3 growth Finland: Slow motion turnaround
OCTOBER	04 November	16-38	United States: Time to spend China: No rest for credit risks
	28 October	16-37	United States: The sin of certainty Russia: A budget constrained
	21 October	16-36	Eurozone: ECB: Waiting for December Austria: Worrisome trends
	14 October	16-35	United States: In the name of credibility, but which one ? France: The CICE tax credit must still prove its worth
SEPTEMBER	07 October	16-34	Eurozone: Budget season France: Economic indicators are turning green
	30 September	16-33	Germany: Slowing growth but peaking confidence France: A constrained budget
	23 September	16-32	United States: Rich, deep, serious Eurozone: ECB: The PSPP parameters Japan: Monetary policy: let's give it another try France: Growth prospects and confidence
	16 September	16-31	United States: The meaning of prudence France: Labour market: a mild but virtuous improvement
	09 September	16-30	United States: Who pays the ferryman? On the disappearance of the treasury market risk premium Eurozone: ECB: the status quo, for the time being Emerging countries: Is the restart of portfolio investments justified?
	02 September	16-29	United States: Jackson Hole 2016 : conventional monetary policy redefined Eurozone: Summer's end France: Growth hits another snag
	29 July	16-28	Global: A midsummer month's dream European Union: A transitional phase for bail-ins
JULY	22 July	16-27	United States: Not this time either Eurozone: ECB: See you in September
	08 July	16-26	France: Brexit: economic repercussions United Kingdom: UK banks facing the Brexit test South Korea: Small reforms
	01 July	16-25	France: The state of the recovery Spain: In search of a coalition
JUNE	24 June	16-24	Emerging markets: Hangover United Kingdom: After the referendum
	17 June	16-23	Global: TTIP, a challenging obstacle course Eurozone: TLTRO-II, a weapon of choice Germany: Low rates and savings behaviour of households
	10 June	16-22	Global: The rise in the price of oil: short term relief, longer term concern? France: Loss of momentum?
	03 June	16-21	Eurozone: Patience and cautious optimism Germany: Savings surplus harms growth potential
MAY	27 May	16-20	Global: Updated economic forecasts: The challenge of 2017 Eurozone: A reverse snowball effect
	20 May	16-19	Eurozone: A slightly less buoyant environment Greece: A compromise will provide some relief



BNP PARIBAS

The bank
for a changing
world

Group Economic Research

■ **William DE VIJDER**
Chief Economist

+33.(0)1 55 77 47 31

william.devijlder@bnpparibas.com

ADVANCED ECONOMIES AND STATISTICS

■ **Jean-Luc PROUTAT**
Head

+33.(0)1.58.16.73.32

jean-luc.proutat@bnpparibas.com

■ **Alexandra ESTIOT**

Works coordination - United States - United Kingdom - Globalisation

+33.(0)1.58.16.81.69

alexandra.estiot@bnpparibas.com

■ **Hélène BAUDCHON**

France (short-term outlook and forecasts) - Labour markets

+33.(0)1.58.16.03.63

helene.baudchon@bnpparibas.com

■ **Frédérique CERISIER**

Euro Area - European Institutions and governance - Public finances

+33.(0)1.43.16.95.52

frederique.cerisier@bnpparibas.com

■ **Thibault MERCIER**

France (structural reforms) - European central bank

+33.(0)1.57.43.02.91

thibault.mercier@bnpparibas.com

■ **Manuel NUNEZ**

Japan, Ireland - Projects

+33.(0)1.42.98.27.62

manuel.a.nunez@bnpparibas.com

■ **Catherine STEPHAN**

Spain, Portugal - World trade - Education, health, social conditions

+33.(0)1.55.77.71.89

catherine.stephan@bnpparibas.com

■ **Raymond VAN DER PUTTEN**

Germany, Netherlands, Austria, Switzerland - Energy, climate - Long-term projections

+33.(0)1.42.98.53.99

raymond.vanderputten@bnpparibas.com

■ **Tarik RHARRAB**

Statistics and Modelling

+33.(0)1.43.16.95.56

tarik.rharab@bnpparibas.com

BANKING ECONOMICS

■ **Laurent QUIGNON**
Head

+33.(0)1.42.98.56.54

laurent.quignon@bnpparibas.com

■ **Céline CHOULET**

+33.(0)1.43.16.95.54

celine.choulet@bnpparibas.com

■ **Thomas HUMBLLOT**

+33.(0)1.42.98.44.24

thomas.humblot@bnpparibas.com

■ **Laurent NAHMIA**

+33.(0)1.40.14.30.77

laurent.nahmias@bnpparibas.com

EMERGING ECONOMIES AND COUNTRY RISK

■ **François FAURE**
Head

+33.(0)1 42 98 79 82

francois.faure@bnpparibas.com

■ **Christine PELTIER**

Deputy Head - Greater China, Vietnam - Methodology

+33.(0)1.42.98.56.27

christine.peltier@bnpparibas.com

■ **Stéphane ALBY**

Africa (French-speaking countries)

+33.(0)1.42.98.02.04

stephane.alby@bnpparibas.com

■ **Sylvain BELLEFONTAINE**

Turkey, Brazil, Mexico, Central America - Methodology

+33.(0)1.42.98.26.77

sylvain.bellefontaine@bnpparibas.com

■ **Valérie PERRACINO-GUERIN**

Africa (English and Portuguese speaking countries)

+33.(0)1.55.77.80.60

valerie.perracino@bnpparibas.com

■ **Pascal DEVAUX**

Middle East, Balkan countries - Scoring

+33.(0)1.43.16.95.51

pascal.devaux@bnpparibas.com

■ **Anna DORBEC**

CIS, Central European countries

+33.(0)1.42.98.48.45

anna.dorbec@bnpparibas.com

■ **Hélène DROUOT**

Asia

+33.(0)1.42.98.33.00

helene.drouot@bnpparibas.com

■ **Johanna MELKA**

Asia, Russia

+33.(0)1.58.16.05.84

johanna.melka@bnpparibas.com

■ **Alexandra WENTZINGER**

South America, Caribbean countries

+33.(0)1.42.98.74.26

alexandra.wentzinger@bnpparibas.com

■ **Michel BERNARDINI**
Public Relation Officer

+33.(0)1.42.98.05.71

michel.bernardini@bnpparibas.com



BNP PARIBAS

The bank
for a changing
world

OUR PUBLICATIONS



CONJONCTURE

Structural or in the news flow, two issues analysed in depth



EMERGING

Analyses and forecasts for a selection of emerging economies



PERSPECTIVES

Analyses and forecasts for the main countries, emerging or developed



ECOFLASH

Data releases, major economic events. Our detailed views...



ECOWEEK

Weekly economic news and much more...



ECOTV

In this monthly webTV, our economists make sense of economic news



ECOTV WEEK

What is the main event this week? The answer is in your two minutes of economy

The information and opinions contained in this report have been obtained from, or are based on, public sources believed to be reliable, but no representation or warranty, express or implied, is made that such information is accurate, complete or up to date and it should not be relied upon as such. This report does not constitute an offer or solicitation to buy or sell any securities or other investment. It does not constitute investment advice, nor financial research or analysis. Information and opinions contained in the report are not to be relied upon as authoritative or taken in substitution for the exercise of judgement by any recipient; they are subject to change without notice and not intended to provide the sole basis of any evaluation of the instruments discussed herein. Any reference to past performance should not be taken as an indication of future performance. To the fullest extent permitted by law, no BNP Paribas group company accepts any liability whatsoever (including in negligence) for any direct or consequential loss arising from any use of or reliance on material contained in this report. All estimates and opinions included in this report are made as of the date of this report. Unless otherwise indicated in this report there is no intention to update this report. BNP Paribas SA and its affiliates (collectively "BNP Paribas") may make a market in, or may, as principal or agent, buy or sell securities of any issuer or person mentioned in this report or derivatives thereon. BNP Paribas may have a financial interest in any issuer or person mentioned in this report, including a long or short position in their securities and/or options, futures or other derivative instruments based thereon. Prices, yields and other similar information included in this report are included for information purposes. Numerous factors will affect market pricing and there is no certainty that transactions could be executed at these prices. BNP Paribas, including its officers and employees may serve or have served as an officer, director or in an advisory capacity for any person mentioned in this report. BNP Paribas may, from time to time, solicit, perform or have performed investment banking, underwriting or other services (including acting as adviser, manager, underwriter or lender) within the last 12 months for any person referred to in this report. BNP Paribas may be a party to an agreement with any person relating to the production of this report. BNP Paribas may, to the extent permitted by law, have added upon or used the information contained herein, or the research or analysis on which it was based, before its publication. BNP Paribas may receive or intend to seek compensation for investment banking services in the next three months from or in relation to any person mentioned in this report. Any person mentioned in this report may have been provided with sections of this report prior to its publication in order to verify its factual accuracy.

BNP Paribas is incorporated in France with limited liability. Registered Office: 16 Boulevard des Italiens, 75009 Paris. This report was produced by a BNP Paribas group company. This report is for the use of intended recipients and may not be reproduced (in whole or in part) or delivered or transmitted to any other person without the prior written consent of BNP Paribas. By accepting this document you agree to be bound by the foregoing limitations.

Certain countries within the European Economic Area:

This report has been approved for publication in the United Kingdom by BNP Paribas London Branch. BNP Paribas London Branch is authorised and supervised by the Autorité de Contrôle Prudentiel and authorised and subject to limited regulation by the Financial Services Authority. Details of the extent of our authorisation and regulation by the Financial Services Authority are available from us on request.

This report has been approved for publication in France by BNP Paribas SA. BNP Paribas SA is incorporated in France with limited liability and is authorised by the Autorité de Contrôle Prudentiel (ACP) and regulated by the Autorité des Marchés Financiers (AMF). Its head office is 16, boulevard des Italiens 75009 Paris, France.

This report is being distributed in Germany either by BNP Paribas London Branch or by BNP Paribas Niederlassung Frankfurt am Main, a branch of BNP Paribas S.A. whose head office is in Paris, France. BNP Paribas S.A. – Niederlassung Frankfurt am Main, Europa Allee 12, 60327 Frankfurt is authorised and supervised by the Autorité de Contrôle Prudentiel and it is authorised and subject to limited regulation by the Bundesanstalt für Finanzdienstleistungsaufsicht (BaFin).

United States: This report is being distributed to US persons by BNP Paribas Securities Corp., or by a subsidiary or affiliate of BNP Paribas that is not registered as a US broker-dealer. BNP Paribas Securities Corp., a subsidiary of BNP Paribas, is a broker-dealer registered with the U.S. Securities and Exchange Commission and a member of the Financial Industry Regulatory Authority and other principal exchanges. BNP Paribas Securities Corp. accepts responsibility for the content of a report prepared by another non-U.S. affiliate only when distributed to U.S. persons by BNP Paribas Securities Corp.

Japan: This report is being distributed in Japan by BNP Paribas Securities (Japan) Limited or by a subsidiary or affiliate of BNP Paribas not registered as a financial instruments firm in Japan, to certain financial institutions defined by article 17-3, item 1 of the Financial Instruments and Exchange Law Enforcement Order. BNP Paribas Securities (Japan) Limited is a financial instruments firm registered according to the Financial Instruments and Exchange Law of Japan and a member of the Japan Securities Dealers Association and the Financial Futures Association of Japan. BNP Paribas Securities (Japan) Limited accepts responsibility for the content of a report prepared by another non-Japan affiliate only when distributed to Japanese based firms by BNP Paribas Securities (Japan) Limited. Some of the foreign securities stated on this report are not disclosed according to the Financial Instruments and Exchange Law of Japan.

Hong Kong: This report is being distributed in Hong Kong by BNP Paribas Hong Kong Branch, a branch of BNP Paribas whose head office is in Paris, France. BNP Paribas Hong Kong Branch is registered as a Licensed Bank under the Banking Ordinance and regulated by the Hong Kong Monetary Authority. BNP Paribas Hong Kong Branch is also a Registered Institution regulated by the Securities and Futures Commission for the conduct of Regulated Activity Types 1, 4 and 6 under the Securities and Futures Ordinance.

Some or all the information reported in this document may already have been published on <https://globalmarkets.bnpparibas.com>

© BNP Paribas (2015). All rights reserved.

You can read and watch our analyses
on Eco news, our iPad and Android application



<http://economic-research.bnpparibas.com>

© BNP Paribas (2015). All rights reserved.

Prepared by Economic Research – BNP PARIBAS
Registered Office: 16 boulevard des Italiens – 75009 PARIS
Tel : +33 (0) 1.42.98.12.34

Internet : www.group.bnpparibas.com - www.economic-research.bnpparibas.com

Publisher: Jean Lemerre
Editor: William De Vijlder