

ECOWEEK

No. 18-33, 14 September 2018

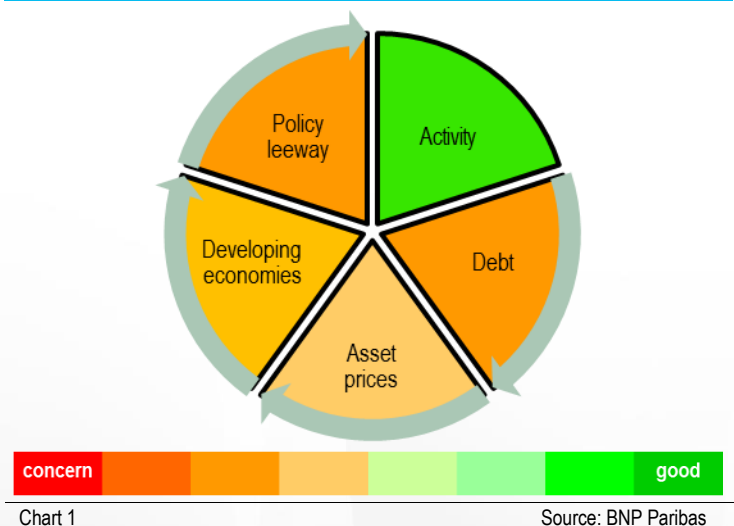
Ten years after: The uncomfortable new normal

■ Ten years after the collapse of Lehman Brothers, assessing to what extent major economies have fully recovered from the ensuing global financial crisis and the Great Recession very much depends on the perspective which is chosen ■ A mixed picture emerges: in most countries per capita real GDP is higher than before the crisis ■ But public sector debt hasn't declined and growth has been slow, despite the expansionary policy stance ■ Policy rates are still (very) low and central bank balance sheets are vastly bigger ■ Policy leeway hasn't been restored which implies that thinking about how to address the next downturn should be high on the agenda

Former Fed chairman Ben Bernanke, in his *The courage to act – a memoir of a crisis and its aftermath*, uses 'The dam breaks' as the title of the chapter describing the fruitless efforts to find a solution for Lehman Brothers which led to the company filing for bankruptcy at 1.45 a.m. EST on Monday 15 September 2008. The metaphor in the title reminds us to what extent Lehman's collapse was an accelerator of a crisis which had been developing for a long time already. An accelerator which made it increasingly difficult to stop the spiral. To quote Bernanke: "It was a terrible, almost surreal moment. We were staring into the abyss." Tellingly, Tim Geithner, who was running the Federal Reserve of New York at the time before becoming Treasury Secretary under Obama, starts his memoirs, aptly called *Stress Test*, with the struggle to stop the decline of the economy early on in 2009, rather than focussing on Lehman. Assessing ten years later, to what extent major economies have recovered from the global financial crisis and the Great Recession is important. After all, the US expansion, which started in July 2009 is by historical standards of a respectable age so evaluating where we are ten years later helps in gauging the resilience to a new downturn. However, this exercise is also difficult because it very much depends on the perspective chosen. Focussing on GDP, the labour market, balance sheets, asset prices, developing economies and policy leeway, what emerges is a mixed picture. Per capita real GDP is higher than before the crisis but growth has been slow despite the expansionary policy stance. In some countries, the unemployment rate, in particular long-term unemployment, remains above pre-crisis levels. Several developing economies have seen a significant increase in corporate debt in foreign currency. Public sector debt in advanced economies hasn't declined, despite sustained growth and sharply declining interest rates. In conjunction with still (very) low policy rates and vastly bigger central bank balance sheets, this implies that policy leeway hasn't been restored. It means that in the 'new normal' of, for structural reasons, slower potential GDP growth and lower interest rates than before, discussing how to address the next downturn should be high on the agenda.

William De Vijlder

TEN YEARS AFTER : A QUALITATIVE ASSESSMENT



p. 2

Markets Overview

p. 3

Pulse & Calendar

p. 4

Economic scenario

Eco
WEEK

ECONOMIC RESEARCH DEPARTMENT



BNP PARIBAS

The bank
for a changing
world

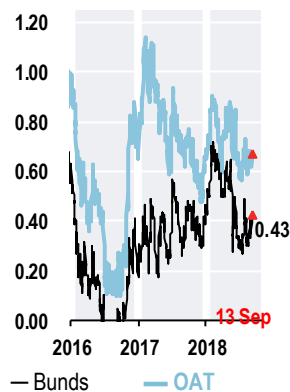
Markets overview

The essentials

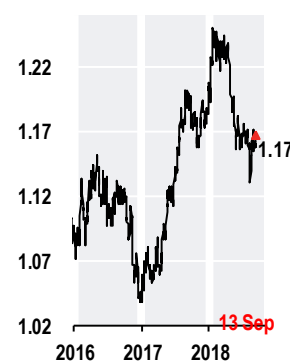
Week 7-9 18 > 13-9-18

➔ CAC 40	5 252	➔ 5 328	+1.4 %
➔ S&P 500	2 872	➔ 2 904	+1.1 %
➔ Volatility (VIX)	14.9	➔ 12.4	-2.5 pb
➔ Euribor 3M (%)	-0.32	➔ -0.32	+0.0 bp
➔ Libor \$ 3M (%)	2.33	➔ 2.33	+0.0 bp
➔ OAT 10y (%)	0.66	➔ 0.67	+1.3 bp
➔ Bund 10y (%)	0.39	➔ 0.43	+3.4 bp
➔ US Tr. 10y (%)	2.94	➔ 2.97	+3.1 bp
➔ Euro vs dollar	1.16	➔ 1.17	+0.8 %
➔ Gold (ounce, \$)	1 198	➔ 1 203	+0.4 %
➔ Oil (Brent, \$)	76.5	➔ 78.3	+2.3 %

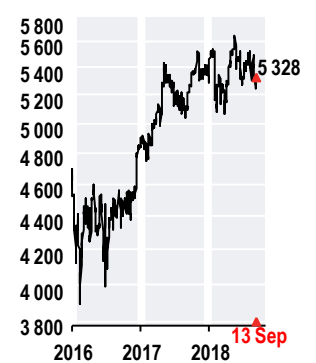
10 y bond yield, OAT vs Bund



Euro-dollar



CAC 40



Money & Bond Markets

Interest Rates	highest' 18	lowest' 18
€ ECB	0.00 at 01/01	0.00 at 01/01
Eonia	-0.37 at 31/08	-0.37 at 18/05
Euribor 3M	-0.32 at 30/07	-0.33 at 01/01
Euribor 12M	-0.17 at 29/08	-0.19 at 19/02
\$ FED	2.00 at 14/06	1.50 at 01/01
Libor 3M	2.37 at 04/05	1.69 at 01/01
Libor 12M	2.87 at 11/09	2.11 at 01/01
£ BoE	0.75 at 02/08	0.50 at 01/01
Libor 3M	0.81 at 06/08	0.52 at 04/01
Libor 12M	1.05 at 02/08	0.76 at 03/01

At 13-9-18

Yield (%)	highest' 18	lowest' 18
€ AVG 5-7y	0.69 at 08/06	0.41 at 18/04
Bund 2y	-0.55 at 11/09	-0.79 at 29/05
Bund 10y	0.43 at 15/02	0.27 at 19/07
OAT 10y	0.67 at 08/02	0.57 at 13/07
Corp. BBB	1.69 at 05/09	1.17 at 08/01
\$ Treas. 2y	2.77 at 13/09	1.89 at 01/01
Treas. 10y	2.97 at 17/05	2.41 at 01/01
Corp. BBB	4.36 at 17/05	3.59 at 01/01
£ Treas. 2y	0.79 at 21/03	0.40 at 01/01
Treas. 10y	1.41 at 15/02	1.23 at 01/01

At 13-9-18

10y bond yield & spreads

4.63%	Greece	420 pb
2.78%	Italy	235 pb
1.87%	Portugal	144 pb
1.50%	Spain	107 pb
0.76%	Belgium	33 pb
0.67%	France	24 pb
0.64%	Austria	21 pb
0.61%	Ireland	18 pb
0.58%	Finland	15 pb
0.52%	Netherlands	9 pb
0.43%	Germany	

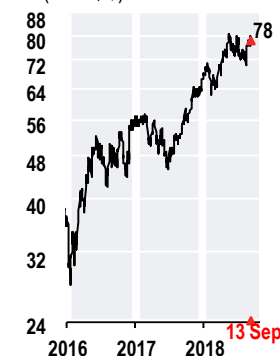
Commodities

Spot price in dollars	lowest' 18	2018(€)
Oil, Brent	62.2 at 13/02	+20.8%
Gold (ounce)	1 179 at 17/08	-5.1%
Metals, LMEX	2 833 at 15/08	-14.8%
Copper (ton)	6 014 at 15/08	-14.2%
CRB Foods	316 at 30/08	-1.1%
wheat (ton)	155 at 16/01	+10.2%
Corn (ton)	119 at 29/08	-2.9%

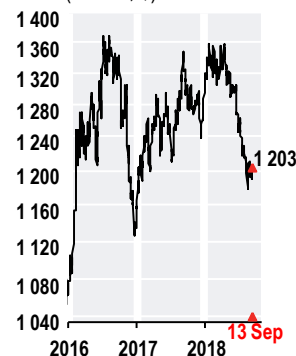
At 13-9-18

Variations

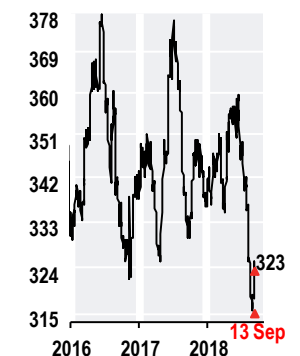
Oil (Brent, \$)



Gold (Ounce, \$)



CRB Foods



Exchange Rates

€ =	highest' 18	lowest' 18	2018
USD	1.25 at 25/01	1.13 at 15/08	-2.8%
GBP	0.91 at 28/08	0.86 at 17/04	+0.4%
CHF	1.20 at 19/04	1.12 at 07/09	-3.4%
JPY	137.29 at 02/02	124.96 at 15/08	-3.5%
AUD	1.63 at 11/09	1.53 at 09/01	+5.8%
CNY	8.00 at 24/08	7.42 at 29/05	+2.2%
BRL	4.88 at 30/08	3.87 at 08/01	+22.4%
RUB	81.62 at 10/09	68.06 at 09/01	+15.7%
INR	84.27 at 13/09	75.92 at 08/01	+9.9%

At 13-9-18

Variations

Equity indices

Index	highest' 18	lowest' 18	2018	2018(€)
CAC 40	5 640 at 22/05	5 066 at 26/03	+0.3%	+0.3%
S&P500	2 914 at 29/08	2 581 at 08/02	+8.6%	+11.7%
DAX	13 560 at 23/01	11 787 at 26/03	-6.7%	-6.7%
Nikkei	24 124 at 23/01	20 618 at 23/03	+0.2%	+3.8%
China*	101 at 26/01	74 at 12/09	-13.1%	-11.0%
India*	642 at 29/01	547 at 23/05	+6.1%	-3.5%
Brazil*	2 393 at 26/01	1 561 at 11/09	-2.8%	-20.5%
Russia*	707 at 26/02	551 at 23/08	+10.5%	-2.2%

At 13-9-18

Variations

* MSCI index



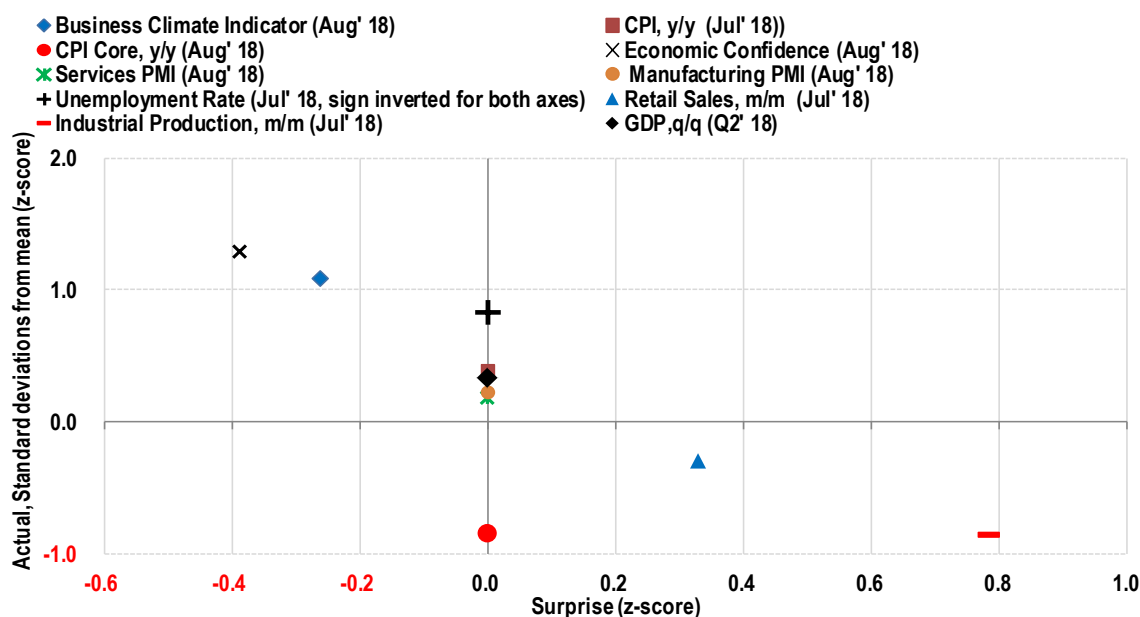
BNP PARIBAS

The bank
for a changing
world

Pulse

Eurozone: Growth above potential but less than before

The majority of indicators are above their long-term average, reflecting above potential GDP growth. As is well known, core inflation remains low. The move to a somewhat softer growth environment is reflected in the small number of data which still manage to surprise to the upside whereas the rest is either in line with or even below expectations.



Source: Bloomberg, Markit, BNP Paribas

Indicators preview

Next week will allow to make a first assessment of the month of September with the release of regional business survey data in the US (New York, Philadelphia), the Markit PMI for several countries, consumer confidence in the eurozone and trends in total orders in the UK. In addition we have several housing market related data in the US. The Bank of Japan has its regular meeting and consumer price inflation will be released for the eurozone.

Date Time	Country	Event	Period
09/17/18	Eurozone	CPI MoM	Aug
09/17/18	United States	Empire Manufacturing	Sep
09/18/18	United States	NAHB Housing Market Index	Sep
09/19/18	United Kingdom	CPI MoM	Aug
09/19/18	United States	Housing Starts MoM	Aug
09/19/18	United States	Building Permits MoM	Aug
09/19/18	Japan	BOJ Policy Balance Rate	Sept-19
09/19/18	United Kingdom	CBI Trends Total Orders	Sep
09/20/18	United Kingdom	Retail Sales Ex Auto Fuel MoM	Aug
09/20/18	United States	Philadelphia Fed Business Outlook	Sep
09/20/18	Eurozone	Consumer Confidence	Sep
09/20/18	United States	Existing Home Sales	Aug
09/21/18	France	Wages QoQ	2Q
09/21/18	France	GDP QoQ	2Q
09/21/18	France	Markit France Composite PMI	Sep
09/21/18	Eurozone	Markit Eurozone Composite PMI	Sep

Source: Bloomberg, BNP Paribas



Economic scenario

UNITED STATES

- Economy is expected to expand at a 3% or so in 2018, thanks to tax cuts, booming profits and credit. However, the current weakening in external trade indexes puts the risk on the downside.
- Inflation is accelerating in the wake of higher oil prices and more evident tensions in the labour market.
- The Fed will keep on normalizing monetary conditions. We forecast the Fed Funds target rate to reach 2.75% in Q1 2019.

CHINA

- Economic growth will decelerate in 2018-2019. The export outlook is significantly darkened by US protectionist measures. Private domestic demand should be affected by the worsening performance of the export manufacturing sector and the continued moderation in the property market.
- In order to contain the slowdown, the central bank has started to ease liquidity and credit conditions. At the same time, the reduction in financial instability risks should remain a top policy priority. Fiscal policy will also be expansionary and infrastructure spending is projected to rise.

EUROZONE

- The recovery is continuing, although it has been weaker than expected at the start of the year. Intra-EU trade grows with domestic demand, especially corporate investment.
- Inflation has rebounded in the wake of higher oil prices, but the core CPI trend remains subdued. Along with renewed tensions over sovereign debt spreads (Italy) this argues for the ECB to maintain the status quo on the refinancing rate for a long period of time.

FRANCE

- Growth slows down but remains above potential. Households' consumption should get a boost from the planned tax cuts and the jobs recovery but inflation reduces purchasing power gains. Business investment dynamics remain favourable. The global backdrop is less supportive. A slight rise in core inflation is appearing but remains to be confirmed.

INTEREST RATES AND FX RATES

- In the US, ongoing strong growth and a very low unemployment rate pave the way for more rate hikes. We expect 2 more this year and 1 in the first half of 2019 after which the Fed will want to see how the economy reacts. As a consequence, US treasury yields should increase, although to a limited degree: the market expects that the tightening cycle is already well advanced. The ECB has announced it intends to stop its net asset purchases at the end of 2018. A first hike of the deposit rate is expected after the summer of 2019. As a consequence, bond yields should increase. No change expected in Japan.
- The narrowing bond yield differential between the US and the eurozone should cause a strengthening of the euro, all the more so considering it is still below its long-term fair value (around 1.34).

SUMMARY

%	GDP Growth			Inflation		
	2017	2018 e	2019 e	2017	2018 e	2019 e
Advanced	2.2	2.2	1.5	1.8	2.1	1.9
United-States	2.2	2.8	1.8	2.1	2.5	2.1
Japan	1.7	0.9	0.6	0.5	1.0	1.0
United-Kingdom	1.7	1.3	1.6	2.7	2.4	2.1
Euro Area	2.5	2.0	1.5	1.5	1.9	1.9
Germany	2.5	1.9	1.6	1.7	1.9	2.1
France	2.3	1.7	1.6	1.2	2.2	1.8
Italy	1.6	1.2	1.0	1.3	1.5	1.9
Spain	3.1	2.7	2.0	2.0	1.8	1.8
Netherlands	3.0	2.3	1.7	1.3	1.7	1.8
Emerging	5.9	5.8	5.8	2.4	2.9	2.8
China	6.9	6.4	6.1	1.6	2.1	1.9
India	6.7	7.4	7.6	3.6	4.5	4.4
Brazil	1.0	1.5	3.0	3.4	3.7	3.7
Russia	1.5	1.8	1.6	3.7	2.6	3.5

Source : BNP Paribas Group Economic Research (e: Estimates & forecasts)

INTEREST RATES & FX RATES

Interest rates, %		2018	2019						
End of period		Q4e	Q1e	Q2e	Q3e	Q4e	2017	2018e	2019e
US	Fed Funds	2.50	2.75	2.75	2.75	2.75	1.50	2.50	2.75
	Libor 3m \$	2.36	2.80	2.85	2.65	2.55	1.69	2.36	2.55
	T-Notes 10y	3.10	3.15	3.20	3.10	3.00	2.41	3.10	3.00
Ezone	ECB Refi	0.00	0.00	0.00	0.00	0.00	0.00	0.00	0.00
	Euribor 3m	-0.30	-0.30	-0.25	-0.20	-0.15	-0.33	-0.30	-0.15
	Bund 10y	0.75	0.85	1.00	1.10	1.20	0.42	0.75	1.20
	OAT 10y	1.00	1.10	1.25	1.35	1.45	0.66	1.00	1.45
UK	Base rate	0.75	0.75	1.00	1.00	1.25	0.50	0.75	1.25
	Gilt 10y	1.55	1.70	1.80	1.90	2.00	1.23	1.55	2.00
Japan	BoJ Rate	-0.10	-0.10	-0.10	-0.10	-0.10	-0.04	-0.10	-0.10
	JGB 10y	0.14	0.12	0.10	0.04	0.02	0.05	0.14	0.02

Exchange Rates		2019							
End of period		Q4e	Q1e	Q2e	Q3e	Q4e	2017	2018e	2019e
USD	EUR / USD	1.20	1.22	1.25	1.28	1.30	1.20	1.20	1.30
	USD / JPY	106	102	100	99	98	113	106	98
	GBP / USD	1.30	1.34	1.40	1.45	1.49	1.35	1.30	1.49
	USD / CHF	0.97	0.97	0.96	0.95	0.94	0.97	0.97	0.94
EUR	EUR / GBP	0.92	0.91	0.89	0.88	0.87	0.89	0.92	0.87
	EUR / CHF	1.16	1.18	1.20	1.22	1.22	1.17	1.16	1.22
	EUR / JPY	127	124	125	127	127	135	127	127

Source : GlobalMarkets (e: Estimates & forecasts)



GROUP ECONOMIC RESEARCH

■ **William DE VIJDER**
Chief Economist

+33.(0)1 55 77 47 31

william.devijlder@bnpparibas.com

ADVANCED ECONOMIES AND STATISTICS

■ **Jean-Luc PROUTAT**
Head

+33.(0)1.58.16.73.32

jean-luc.proutat@bnpparibas.com

■ **Alexandra ESTIOT**

Works coordination - United States - United Kingdom - Globalisation

+33.(0)1.58.16.81.69

alexandra.estiot@bnpparibas.com

■ **Hélène BAUDCHON**

France (short-term outlook and forecasts) - Labour markets

+33.(0)1.58.16.03.63

helene.baudchon@bnpparibas.com

■ **Frédérique CERISIER**

Euro Area (European governance and public finances), Spain, Portugal

+33.(0)1.43.16.95.52

frederique.cerisier@bnpparibas.com

■ **Thibault MERCIER**

Euro Area (short-term outlook and monetary policy), France (structural reforms)

+33.(0)1.57.43.02.91

thibault.mercier@bnpparibas.com

■ **Catherine STEPHAN**

Nordic countries - World trade - Education, health, social conditions

+33.(0)1.55.77.71.89

catherine.stephan@bnpparibas.com

■ **Raymond VAN DER PUTTEN**

Germany, Netherlands, Austria, Switzerland - Energy, climate - Long-term projections

+33.(0)1.42.98.53.99

raymond.vanderputten@bnpparibas.com

■ **Tarik RHARRAB**

Statistics and Modelling

+33.(0)1.43.16.95.56

tarik.rharrab@bnpparibas.com

BANKING ECONOMICS

■ **Laurent QUIGNON**

Head

+33.(0)1.42.98.56.54

laurent.quignon@bnpparibas.com

■ **Céline CHOLET**

+33.(0)1.43.16.95.54

celine.cholet@bnpparibas.com

■ **Thomas HUMBLLOT**

+33.(0)1.40.14.30.77

thomas.humbloit@bnpparibas.com

EMERGING ECONOMIES AND COUNTRY RISK

■ **François FAURE**

Head - Argentina, Central European countries

+33.(0)1 42 98 79 82

francois.faure@bnpparibas.com

■ **Christine PELTIER**

Deputy Head - Greater China, Vietnam, other North Asian countries, South Africa

+33.(0)1.42.98.56.27

christine.peltier@bnpparibas.com

■ **Stéphane ALBY**

Africa (French-speaking countries)

+33.(0)1.42.98.02.04

stephane.alby@bnpparibas.com

■ **Sylvain BELLEFONTAINE**

Turkey, Central European countries

+33.(0)1.42.98.26.77

sylvain.bellefontaine@bnpparibas.com

■ **Sara CONFALONIERI**

Africa (Portuguese & English-speaking countries)

+33.(0)1.42.98.43.86

sara.confalonieri@bnpparibas.com

■ **Pascal DEVAUX**

Middle East, Balkan countries

+33.(0)1.43.16.95.51

pascal.devaux@bnpparibas.com

■ **Hélène DROUOT**

Korea, Thailand, Philippines, Mexico, Andean countries

+33.(0)1.42.98.33.00

helene.drouot@bnpparibas.com

■ **Salim HAMMAD**

Latin America

+33.(0)1.42.98.74.26

salim.hammad@bnpparibas.com

■ **Johanna MELKA**

India, South Asia, Russia, Kazakhstan, CIS

+33.(0)1.58.16.05.84

johanna.melka@bnpparibas.com

■ **Michel BERNARDINI**

Contact Média

+33.(0)1.42.98.05.71

michel.bernardini@bnpparibas.com



BNP PARIBAS

**The bank
for a changing
world**

OUR PUBLICATIONS



CONJUNCTURE

Structural or in news flow, two issues analysed in depth



EMERGING

Analyses and forecasts for a selection of emerging economies



PERSPECTIVES

Analyses and forecasts for the main countries, emerging or developed



ECOFASH

Data releases, major economic events. Our detailed views...



ECOWEEK

Weekly economic news and much more...



ECOTV

In this monthly web TV, our economists make sense of economic news



ECOTV WEEK

What is the main event this week? The answer is in your two minutes of economy

The information and opinions contained in this report have been obtained from, or are based on, public sources believed to be reliable, but no representation or warranty, express or implied, is made that such information is accurate, complete or up to date and it should not be relied upon as such. This report does not constitute an offer or solicitation to buy or sell any securities or other investment. It does not constitute investment advice, nor financial research or analysis. Information and opinions contained in the report are not to be relied upon as authoritative or taken in substitution for the exercise of judgement by any recipient; they are subject to change without notice and not intended to provide the sole basis of any evaluation of the instruments discussed herein. Any reference to past performance should not be taken as an indication of future performance. To the fullest extent permitted by law, no BNP Paribas group company accepts any liability whatsoever (including in negligence) for any direct or consequential loss arising from any use of or reliance on material contained in this report. All estimates and opinions included in this report are made as of the date of this report. Unless otherwise indicated in this report there is no intention to update this report. BNP Paribas SA and its affiliates (collectively "BNP Paribas") may make a market in, or may, as principal or agent, buy or sell securities of any issuer or person mentioned in this report or derivatives thereon. BNP Paribas may have a financial interest in any issuer or person mentioned in this report, including a long or short position in their securities and/or options, futures or other derivative instruments based thereon. Prices, yields and other similar information included in this report are included for information purposes. Numerous factors will affect market pricing and there is no certainty that transactions could be executed at these prices. BNP Paribas, including its officers and employees may serve or have served as an officer, director or in an advisory capacity for any person mentioned in this report. BNP Paribas may, from time to time, solicit, perform or have performed investment banking, underwriting or other services (including acting as adviser, manager, underwriter or lender) within the last 12 months for any person referred to in this report. BNP Paribas may be a party to an agreement with any person relating to the production of this report. BNP Paribas may, to the extent permitted by law, have added upon or used the information contained herein, or the research or analysis on which it was based, before its publication. BNP Paribas may receive or intend to seek compensation for investment banking services in the next three months from or in relation to any person mentioned in this report. Any person mentioned in this report may have been provided with sections of this report prior to its publication in order to verify its factual accuracy.

BNP Paribas is incorporated in France with limited liability. Registered Office 16 Boulevard des Italiens, 75009 Paris. This report was produced by a BNP Paribas group company. This report is for the use of intended recipients and may not be reproduced (in whole or in part) or delivered or transmitted to any other person without the prior written consent of BNP Paribas. By accepting this document you agree to be bound by the foregoing limitations.

Certain countries within the European Economic Area:

This report has been approved for publication in the United Kingdom by BNP Paribas London Branch. BNP Paribas London Branch is authorised and supervised by the Autorité de Contrôle Prudentiel and authorised and subject to limited regulation by the Financial Services Authority. Details of the extent of our authorisation and regulation by the Financial Services Authority are available from us on request.

This report has been approved for publication in France by BNP Paribas SA. BNP Paribas SA is incorporated in France with Limited Liability and is authorised by the Autorité de Contrôle Prudentiel (ACP) and regulated by the Autorité des Marchés Financiers (AMF). Its head office is 16, boulevard des Italiens 75009 Paris, France.

This report is being distributed in Germany either by BNP Paribas London Branch or by BNP Paribas Niederlassung Frankfurt am Main, a branch of BNP Paribas S.A. whose head office is in Paris, France. BNP Paribas S.A. – Niederlassung Frankfurt am Main, Europa Allee 12, 60327 Frankfurt is authorised and supervised by the Autorité de Contrôle Prudentiel and it is authorised and subject to limited regulation by the Bundesanstalt für Finanzdienstleistungsaufsicht (BaFin).

United States: This report is being distributed to US persons by BNP Paribas Securities Corp., or by a subsidiary or affiliate of BNP Paribas that is not registered as a US broker-dealer. BNP Paribas Securities Corp., a subsidiary of BNP Paribas, is a broker-dealer registered with the U.S. Securities and Exchange Commission and a member of the Financial Industry Regulatory Authority and other principal exchanges. BNP Paribas Securities Corp. accepts responsibility for the content of a report prepared by another non-U.S. affiliate only when distributed to U.S. persons by BNP Paribas Securities Corp.

Japan: This report is being distributed in Japan by BNP Paribas Securities (Japan) Limited or by a subsidiary or affiliate of BNP Paribas that is not registered as a financial instruments firm in Japan, to certain financial institutions defined by article 17-3, item 1 of the Financial Instruments and Exchange Law Enforcement Order. BNP Paribas Securities (Japan) Limited is a financial instruments firm registered according to the Financial Instruments and Exchange Law of Japan and a member of the Japan Securities Dealers Association and the Financial Futures Association of Japan. BNP Paribas Securities (Japan) Limited accepts responsibility for the content of a report prepared by another non-Japan affiliate only when distributed to Japanese based firms by BNP Paribas Securities (Japan) Limited. Some of the foreign securities stated on this report are not disclosed according to the Financial Instruments and Exchange Law of Japan.

Hong Kong: This report is being distributed in Hong Kong by BNP Paribas Hong Kong Branch, a branch of BNP Paribas whose head office is in Paris, France. BNP Paribas Hong Kong Branch is registered as a Licensed Bank under the Banking Ordinance and regulated by the Hong Kong Monetary Authority. BNP Paribas Hong Kong Branch is also a Registered Institution regulated by the Securities and Futures Commission for the conduct of Regulated Activity Types 1, 4 and 6 under the Securities and Futures Ordinance.

Some or all the information reported in this document may already have been published on <https://globalmarkets.bnpparibas.com>

© BNP Paribas (2015). All rights reserved.

YOU WANT TO RECEIVE OUR PUBLICATIONS?

SUBSCRIBE ON OUR WEBSITE
<http://economic-research.bnpparibas.com>

OR

READ AND WATCH OUR ANALYSES ON ECO NEWS, OUR IPAD AND ANDROID APPLICATION

© BNP Paribas (2015). All rights reserved.
 Prepared by Economic Research – BNP PARIBAS
 Registered Office: 16 boulevard des Italiens – 75009 PARIS
 Tel: +33 (0) 1.42.98.12.34 – Internet :
www.group.bnpparibas.com
 Publisher: Jean Lemierre. Editor: William De Vijlder



BNP PARIBAS

The bank
for a changing
world