

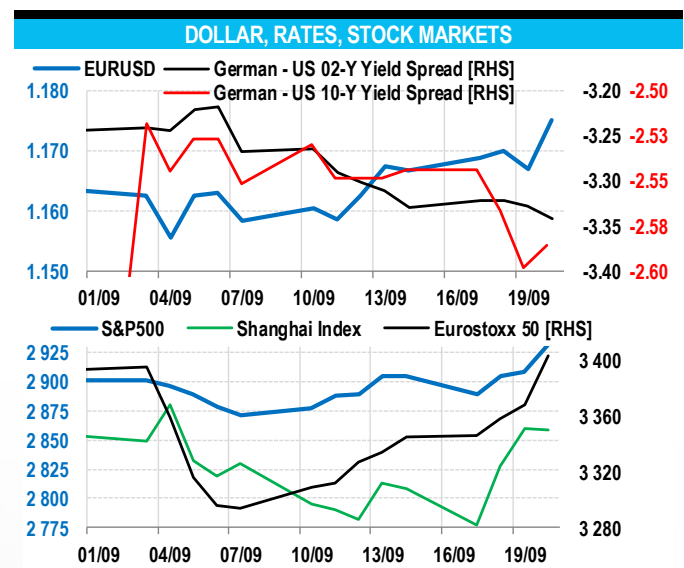
ECOWEEK

No. 18-34, 21 September 2018

Markets feeling better though nothing has changed

■ Judging by the recent developments in financial markets, investors feel more upbeat ■ On the economic front (growth and the outlook for monetary policy) nothing has really changed ■ The euro has benefitted from the 'risk-on' environment despite a widening interest rate differential with the US

Looking at the recent developments in equity markets it seems investors are feeling better. At first sight one wonders why. President Trump has announced that 10% tariffs would be imposed on USD 200 bn of Chinese imports. These could be increased further to 25% in the absence of a satisfactory outcome of the bilateral negotiations. China reacted promptly with tariffs targeting USD 60 bn of US imports. Surprisingly, the Shanghai stock market moved higher, a reflection that a lot of bad news was already priced in, as well as a sign of hope that in the end common sense will prevail and a deal will be reached. On the data front, the US economy continues to do very well and this has been a support for Wall Street. In recent weeks, the Federal Reserve Bank of Atlanta's nowcast, a real-time estimate for growth, has fluctuated between 3.8 and 5.0% annualised quarterly growth for the third quarter. Currently it is at 4.4%. Unsurprisingly, US treasury yields have increased, crossing the psychologically important 3.00% mark on the back of a higher term premium (the risk premium required by investors to buy long-dated paper), but also a higher likelihood (77.8% at the time of writing) that, at the December meeting of the FOMC, the federal funds rate would be raised again (markets are pricing in a 100% probability that at next week's meeting there will be a hike). In the eurozone on the other hand, the story is more about growth stabilisation after a slowdown in the first half. The Markit PMI composite indicator for September declined but only slightly so (54.2 versus 54.5 in August). The message from last week's ECB meeting didn't really change either. The difference in economic momentum has contributed to a widening of the interest rate differential between the US and Germany but this didn't stop the euro from strengthening against the dollar. This at first sight counterintuitive development is another illustration that investor risk appetite has picked up. One can expect that in due course the focus will shift back to sources of uncertainty like Brexit negotiations, US mid-term elections, the protectionist threat and the situation in certain emerging markets.



Source: Bloomberg, BNP Paribas.

William De Vijlder

p. 2

Markets Overview

p. 3

Pulse & calendar

p. 4

Economic scenario

ECONOMIC RESEARCH DEPARTMENT

Eco
WEEK



BNP PARIBAS

The bank
for a changing
world

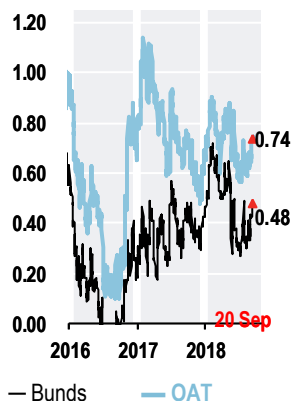
Markets overview

The essentials

Week 14-9 18 > 20-9-18

➤ CAC 40	5 353	➤ 5 452	+1.8 %
➤ S&P 500	2 905	➤ 2 931	+0.9 %
➤ Volatility (VIX)	12.1	➤ 11.8	-0.3 pb
➤ Euribor 3M (%)	-0.32	➤ -0.32	+0.0 bp
➤ Libor \$ 3M (%)	2.34	➤ 2.35	+1.6 bp
➤ OAT 10y (%)	0.70	➤ 0.74	+3.3 bp
➤ Bund 10y (%)	0.45	➤ 0.48	+2.8 bp
➤ US Tr. 10y (%)	2.99	➤ 3.06	+7.0 bp
➤ Euro vs dollar	1.17	➤ 1.18	+0.7 %
➤ Gold (ounce, \$)	1 197	➤ 1 204	+0.6 %
➤ Oil (Brent, \$)	78.2	➤ 78.7	+0.7 %

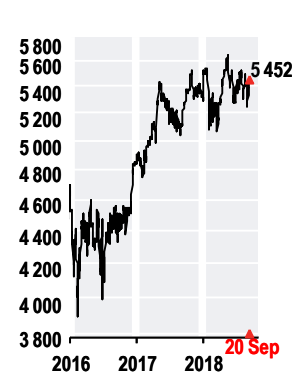
10 y bond yield, OAT vs Bund



Euro-dollar



CAC 40



Money & Bond Markets

Interest Rates		highest' 18		lowest' 18	
€ ECB	0.00	0.00 at 01/01	0.00	at 01/01	
Eonia	-0.37	-0.34 at 31/08	-0.37	at 18/05	
Euribor 3M	-0.32	-0.32 at 19/09	-0.33	at 01/01	
Euribor 12M	-0.17	-0.17 at 29/08	-0.19	at 19/02	
\$ FED	2.00	2.00 at 14/06	1.50	at 01/01	
Libor 3M	2.35	2.37 at 04/05	1.69	at 01/01	
Libor 12M	2.89	2.89 at 19/09	2.11	at 01/01	
£ BoE	0.75	0.75 at 02/08	0.50	at 01/01	
Libor 3M	0.80	0.81 at 06/08	0.52	at 04/01	
Libor 12M	1.06	1.06 at 02/08	0.76	at 03/01	

At 20-9-18

Yield (%)		highest' 18		lowest' 18	
€ AVG 5-7y	0.69	0.90 at 08/06	0.41	at 18/04	
Bund 2y	-0.53	-0.52 at 18/09	-0.79	at 29/05	
Bund 10y	0.48	0.72 at 15/02	0.27	at 19/07	
OAT 10y	0.74	0.91 at 08/02	0.57	at 13/07	
Corp. BBB	1.68	1.73 at 05/09	1.17	at 08/01	
\$ Treas. 2y	2.81	2.81 at 20/09	1.89	at 01/01	
Treas. 10y	3.06	3.13 at 17/05	2.41	at 01/01	
Corp. BBB	4.41	4.43 at 19/09	3.59	at 01/01	
£ Treas. 2y	0.82	0.85 at 21/03	0.40	at 01/01	
Treas. 10y	1.50	1.67 at 15/02	1.23	at 01/01	

At 20-9-18

10y bond yield & spreads

4.63%	Greece	414 pb
2.71%	Italy	222 pb
1.88%	Portugal	140 pb
1.53%	Spain	105 pb
0.81%	Belgium	32 pb
0.74%	France	25 pb
0.67%	Austria	19 pb
0.67%	Ireland	18 pb
0.64%	Finland	16 pb
0.59%	Netherlands	10 pb
0.48%	Germany	

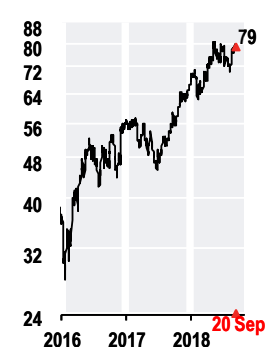
Commodities

Spot price in dollars		lowest' 18		2018(€)	
Oil, Brent	78.7	62.2 at 13/02		+20.8%	
Gold (ounce)	1 204	1 179 at 17/08		-5.6%	
Metals, LMEX	2 920	2 820 at 15/08		-12.7%	
Copper (ton)	6 075	5 759 at 15/08		-13.9%	
CRB Foods	333	316 at 30/08		+1.3%	
wheat (ton)	178	155 at 16/01		+14.5%	
Corn (ton)	120	115 at 18/09		-3.2%	

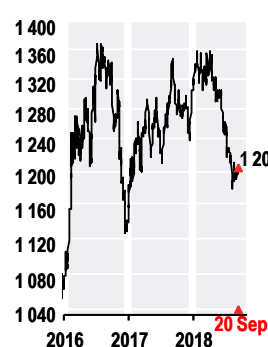
At 20-9-18

Variations

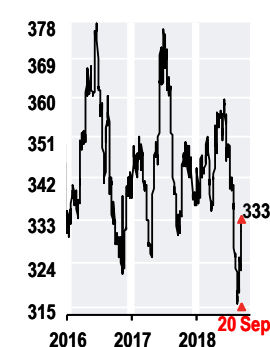
Oil (Brent, \$)



Gold (Ounce, \$)



CRB Foods



Exchange Rates

€ =		highest' 18		lowest' 18		2018
USD	1.18	1.25 at 25/01	1.13	at 15/08	-2.1%	
GBP	0.89	0.91 at 28/08	0.86	at 17/04	-0.1%	
CHF	1.13	1.20 at 19/04	1.12	at 07/09	-3.5%	
JPY	132.14	137.29 at 02/02	124.96	at 15/08	-2.3%	
AUD	1.62	1.63 at 11/09	1.53	at 09/01	+5.2%	
CNY	8.05	8.05 at 20/09	7.42	at 29/05	+3.0%	
BRL	4.83	4.88 at 14/09	3.87	at 08/01	+21.3%	
RUB	78.21	81.62 at 10/09	68.06	at 09/01	+13.1%	
INR	85.23	85.23 at 20/09	75.92	at 08/01	+11.2%	

At 20-9-18

Variations

Equity indices

Index		highest' 18		lowest' 18		2018	2018(€)
CAC 40	5 452	5 640 at 22/05	5 066	at 26/03	+2.6%	+2.6%	
S&P500	2 931	2 931 at 20/09	2 581	at 08/02	+9.6%	+12.0%	
DAX	12 326	13 560 at 23/01	11 787	at 26/03	-4.6%	-4.6%	
Nikkei	23 675	24 124 at 23/01	20 618	at 23/03	+4.0%	+6.5%	
China*	78	101 at 26/01	74	at 12/09	-11.1%	-9.5%	
India*	565	642 at 29/01	547	at 23/05	+5.0%	-5.6%	
Brazil*	1 654	2 393 at 26/01	1 561	at 11/09	+1.3%	-16.5%	
Russia*	600	707 at 26/02	551	at 23/08	+12.5%	+1.4%	

At 20-9-18

Variations

* MSCI index



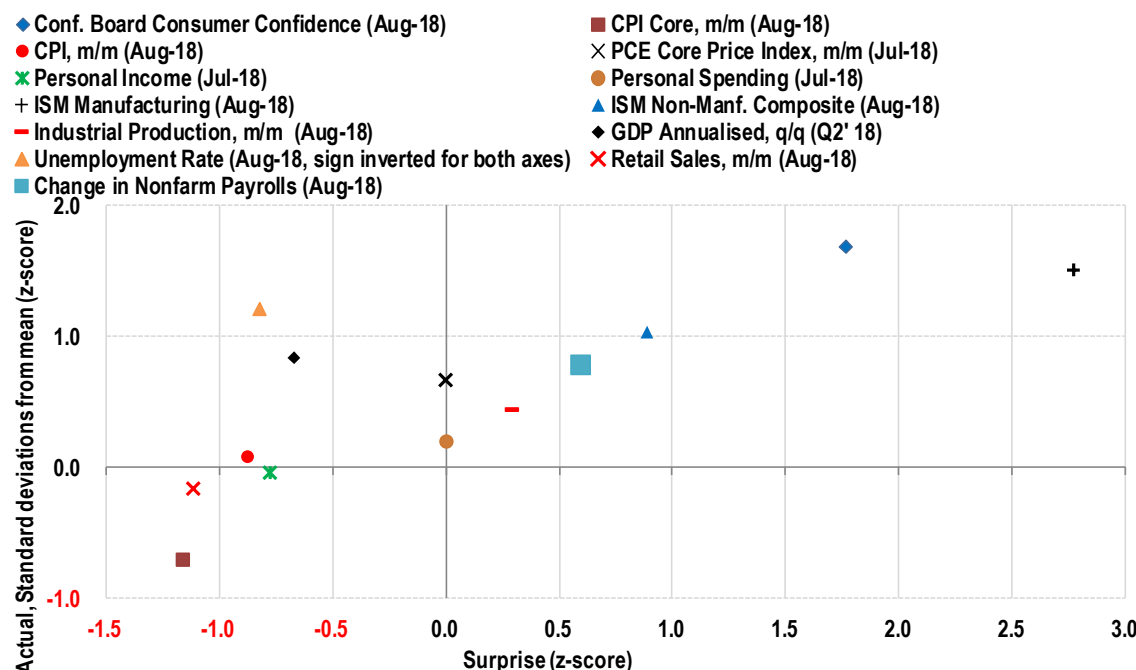
BNP PARIBAS

The bank
for a changing
world

Pulse

US: strong data and inflation remains under control

With the notable exception of core inflation, all data are at or (well) above their long term average. In addition both ISM indices, consumer confidence and monthly payrolls have beaten expectations in August. It very much looks like a sweet spot. Sources of unease are the concern about the fall-out from import tariff increases and the risk that in view of supply constraints inflation might accelerate significantly after all, forcing the Fed to adopt a more aggressive stance.



Source: Bloomberg, BNP Paribas

Indicators preview

The highlight of next week is the meeting of the FOMC. In addition several data releases will improve our reading of the growth momentum in September. In Germany we have the IFO business climate index and consumer confidence. For France we have business confidence and consumer confidence. For the eurozone the important economic confidence index and its subseries will be published. In the US we have several regional indices as well as consumer and household confidence. Inflation data will be released for Germany and France.

Date	Country	Event	Period	Survey	Prior
09/24/18	Germany	IFO Business Climate	Sep	--	--
09/25/18	France	Business Confidence	Sep	--	--
09/25/18	United States	Conf. Board Consumer Confidence	Sep	--	--
09/26/18	France	Consumer Confidence	Sep	--	--
09/26/18	United States	FOMC Rate Decision (Upper Bound)	Sept-26	2.25%	2.00%
09/27/18	Germany	GfK Consumer Confidence	Oct	--	--
09/27/18	Eurozone	ECB Publishes Economic Bulletin			
09/27/18	Eurozone	Economic Confidence	Sep	--	--
09/27/18	Germany	CPI EU Harmonized MoM	Sep	--	--
09/27/18	United States	Durable Goods Orders	Aug	--	--
09/28/18	United Kingdom	GfK Consumer Confidence	Sep	--	--
09/28/18	France	CPI EU Harmonized MoM	Sep	--	--
09/28/18	United States	Personal Income	Aug	--	--
09/28/18	United States	Personal Spending	Aug	--	--
09/28/18	United States	U. of Mich. Sentiment	Sep	--	--

Source: Bloomberg, BNP Paribas



BNP PARIBAS

The bank
for a changing
world

Economic scenario

UNITED STATES

- Economy is expected to expand at a 3% or so in 2018, thanks to tax cuts, booming profits and credit. However, the current weakening in external trade indexes puts the risk on the downside.
- Inflation is accelerating in the wake of higher oil prices and more evident tensions in the labour market.
- The Fed will keep on normalizing monetary conditions. We forecast the Fed Funds target rate to reach 2.75% in Q1 2019.

CHINA

- Economic growth will decelerate in 2018-2019. The export outlook is significantly darkened by US protectionist measures. Private domestic demand should be affected by the worsening performance of the export manufacturing sector and the continued moderation in the property market.
- In order to contain the slowdown, the central bank has started to ease liquidity and credit conditions. At the same time, the reduction in financial instability risks should remain a top policy priority. Fiscal policy will also be expansionary and infrastructure spending is projected to rise.

EUROZONE

- The recovery is continuing, although it has been weaker than expected at the start of the year. Intra-EU trade grows with domestic demand, especially corporate investment.
- Inflation has rebounded in the wake of higher oil prices, but the core CPI trend remains subdued. Along with renewed tensions over sovereign debt spreads (Italy) this argues for the ECB to maintain the status quo on the refinancing rate for a long period of time.

FRANCE

- Growth slows down but remains above potential. Households' consumption should get a boost from the planned tax cuts and the jobs recovery but inflation reduces purchasing power gains. Business investment dynamics remain favourable. The global backdrop is less supportive. A slight rise in core inflation is appearing but remains to be confirmed.

INTEREST RATES AND FX RATES

- In the US, ongoing strong growth and a very low unemployment rate pave the way for more rate hikes. We expect 2 more this year and 1 in the first half of 2019 after which the Fed will want to see how the economy reacts. As a consequence, US treasury yields should increase, although to a limited degree: the market expects that the tightening cycle is already well advanced. The ECB has announced it intends to stop its net asset purchases at the end of 2018. A first hike of the deposit rate is expected after the summer of 2019. As a consequence, bond yields should increase. No change expected in Japan.
- The narrowing bond yield differential between the US and the eurozone should cause a strengthening of the euro, all the more so considering it is still below its long-term fair value (around 1.34).

SUMMARY

%	GDP Growth			Inflation		
	2017	2018 e	2019 e	2017	2018 e	2019 e
Advanced	2.2	2.2	1.5	1.8	2.1	1.9
United-States	2.2	2.8	1.8	2.1	2.5	2.1
Japan	1.7	0.9	0.6	0.5	1.0	1.0
United-Kingdom	1.7	1.3	1.6	2.7	2.4	2.1
Euro Area	2.5	2.0	1.5	1.5	1.9	1.9
Germany	2.5	1.9	1.6	1.7	1.9	2.1
France	2.3	1.7	1.6	1.2	2.2	1.8
Italy	1.6	1.2	1.0	1.3	1.5	1.9
Spain	3.1	2.7	2.0	2.0	1.8	1.8
Netherlands	3.0	2.3	1.7	1.3	1.7	1.8
Emerging	5.9	5.8	5.8	2.4	2.9	2.8
China	6.9	6.4	6.1	1.6	2.1	1.9
India	6.7	7.4	7.6	3.6	4.5	4.4
Brazil	1.0	1.5	3.0	3.4	3.7	3.7
Russia	1.5	1.8	1.6	3.7	2.6	3.5

Source : BNP Paribas Group Economic Research (e: Estimates & forecasts)

INTEREST RATES & FX RATES

Interest rates, %		2018	2019				2017	2018e	2019e
End of period		Q4e	Q1e	Q2e	Q3e	Q4e			
US	Fed Funds	2.50	2.75	2.75	2.75	2.75	1.50	2.50	2.75
	Libor 3m \$	2.36	2.80	2.85	2.65	2.55	1.69	2.36	2.55
	T-Notes 10y	3.10	3.15	3.20	3.10	3.00	2.41	3.10	3.00
Ezone	ECB Refi	0.00	0.00	0.00	0.00	0.00	0.00	0.00	0.00
	Euribor 3m	-0.30	-0.30	-0.25	-0.20	-0.15	-0.33	-0.30	-0.15
	Bund 10y	0.75	0.85	1.00	1.10	1.20	0.42	0.75	1.20
	OAT 10y	1.00	1.10	1.25	1.35	1.45	0.66	1.00	1.45
UK	Base rate	0.75	0.75	1.00	1.00	1.25	0.50	0.75	1.25
	Gilts 10y	1.55	1.70	1.80	1.90	2.00	1.23	1.55	2.00
Japan	BoJ Rate	-0.10	-0.10	-0.10	-0.10	-0.10	-0.04	-0.10	-0.10
	JGB 10y	0.14	0.12	0.10	0.04	0.02	0.05	0.14	0.02

Exchange Rates			2019						
End of period		Q4e	Q1e	Q2e	Q3e	Q4e	2017	2018e	2019e
USD	EUR / USD	1.20	1.22	1.25	1.28	1.30	1.20	1.20	1.30
	USD / JPY	106	102	100	99	98	113	106	98
	GBP / USD	1.30	1.34	1.40	1.45	1.49	1.35	1.30	1.49
	USD / CHF	0.97	0.97	0.96	0.95	0.94	0.97	0.97	0.94
EUR	EUR / GBP	0.92	0.91	0.89	0.88	0.87	0.89	0.92	0.87
	EUR / CHF	1.16	1.18	1.20	1.22	1.22	1.17	1.16	1.22
	EUR / JPY	127	124	125	127	127	135	127	127

Source : GlobalMarkets (e: Estimates & forecasts)



GROUP ECONOMIC RESEARCH

■ **William DE VIJDER**
Chief Economist

+33.(0)1 55 77 47 31

william.devijlder@bnpparibas.com

ADVANCED ECONOMIES AND STATISTICS

■ **Jean-Luc PROUTAT**
Head

+33.(0)1.58.16.73.32

jean-luc.proutat@bnpparibas.com

■ **Alexandra ESTIOT**

Works coordination - United States - United Kingdom - Globalisation

+33.(0)1.58.16.81.69

alexandra.estiot@bnpparibas.com

■ **Hélène BAUDCHON**

France (short-term outlook and forecasts) - Labour markets

+33.(0)1.58.16.03.63

helene.baudchon@bnpparibas.com

■ **Frédérique CERISIER**

Euro Area (European governance and public finances), Spain, Portugal

+33.(0)1.43.16.95.52

frederique.cerisier@bnpparibas.com

■ **Thibault MERCIER**

Euro Area (short-term outlook and monetary policy), France (structural reforms)

+33.(0)1.57.43.02.91

thibault.mercier@bnpparibas.com

■ **Catherine STEPHAN**

Nordic countries - World trade - Education, health, social conditions

+33.(0)1.55.77.71.89

catherine.stephan@bnpparibas.com

■ **Raymond VAN DER PUTTEN**

Germany, Netherlands, Austria, Switzerland - Energy, climate - Long-term projections

+33.(0)1.42.98.53.99

raymond.vanderputten@bnpparibas.com

■ **Tarik RHARRAB**

Statistics and Modelling

+33.(0)1.43.16.95.56

tarik.rharrab@bnpparibas.com

BANKING ECONOMICS

■ **Laurent QUIGNON**
Head

+33.(0)1.42.98.56.54

laurent.quignon@bnpparibas.com

■ **Céline CHOLET**

+33.(0)1.43.16.95.54

celine.choulet@bnpparibas.com

■ **Thomas HUMBLLOT**

+33.(0)1.40.14.30.77

thomas.humbloit@bnpparibas.com

EMERGING ECONOMIES AND COUNTRY RISK

■ **François FAURE**

Head - Argentina, Central European countries

+33.(0)1 42 98 79 82

francois.faure@bnpparibas.com

■ **Christine PELTIER**

Deputy Head - Greater China, Vietnam, other North Asian countries, South Africa

+33.(0)1.42.98.56.27

christine.peltier@bnpparibas.com

■ **Stéphane ALBY**

Africa (French-speaking countries)

+33.(0)1.42.98.02.04

stephane.alby@bnpparibas.com

■ **Sylvain BELLEFONTAINE**

Turkey, Central European countries

+33.(0)1.42.98.26.77

sylvain.bellefontaine@bnpparibas.com

■ **Sara CONFALONIERI**

Africa (Portuguese & English-speaking countries)

+33.(0)1.42.98.43.86

sara.confalonieri@bnpparibas.com

■ **Pascal DEVAUX**

Middle East, Balkan countries

+33.(0)1.43.16.95.51

pascal.devaux@bnpparibas.com

■ **Hélène DROUOT**

Korea, Thailand, Philippines, Mexico, Andean countries

+33.(0)1.42.98.33.00

helene.drouot@bnpparibas.com

■ **Salim HAMMAD**

Latin America

+33.(0)1.42.98.74.26

salim.hammad@bnpparibas.com

■ **Johanna MELKA**

India, South Asia, Russia, Kazakhstan, CIS

+33.(0)1.58.16.05.84

johanna.melka@bnpparibas.com

■ **Michel BERNARDINI**
Contact Média

+33.(0)1.42.98.05.71

michel.bernardini@bnpparibas.com



BNP PARIBAS

The bank
for a changing
world

OUR PUBLICATIONS



CONJUNCTURE

Structural or in news flow, two issues analysed in depth



EMERGING

Analyses and forecasts for a selection of emerging economies



PERSPECTIVES

Analyses and forecasts for the main countries, emerging or developed



ECOFASH

Data releases, major economic events. Our detailed views...



ECOWEEK

Weekly economic news and much more...



ECOTV

In this monthly web TV, our economists make sense of economic news



ECOTV WEEK

What is the main event this week? The answer is in your two minutes of economy

The information and opinions contained in this report have been obtained from, or are based on, public sources believed to be reliable, but no representation or warranty, express or implied, is made that such information is accurate, complete or up to date and it should not be relied upon as such. This report does not constitute an offer or solicitation to buy or sell any securities or other investment. It does not constitute investment advice, nor financial research or analysis. Information and opinions contained in the report are not to be relied upon as authoritative or taken in substitution for the exercise of judgement by any recipient; they are subject to change without notice and not intended to provide the sole basis of any evaluation of the instruments discussed herein. Any reference to past performance should not be taken as an indication of future performance. To the fullest extent permitted by law, no BNP Paribas group company accepts any liability whatsoever (including in negligence) for any direct or consequential loss arising from any use of or reliance on material contained in this report. All estimates and opinions included in this report are made as of the date of this report. Unless otherwise indicated in this report there is no intention to update this report. BNP Paribas SA and its affiliates (collectively "BNP Paribas") may make a market in, or may, as principal or agent, buy or sell securities of any issuer or person mentioned in this report or derivatives thereon. BNP Paribas may have a financial interest in any issuer or person mentioned in this report, including a long or short position in their securities and/or options, futures or other derivative instruments based thereon. Prices, yields and other similar information included in this report are included for information purposes. Numerous factors will affect market pricing and there is no certainty that transactions could be executed at these prices. BNP Paribas, including its officers and employees may serve or have served as an officer, director or in an advisory capacity for any person mentioned in this report. BNP Paribas may, from time to time, solicit, perform or have performed investment banking, underwriting or other services (including acting as adviser, manager, underwriter or lender) within the last 12 months for any person referred to in this report. BNP Paribas may be a party to an agreement with any person relating to the production of this report. BNP Paribas may, to the extent permitted by law, have added upon or used the information contained herein, or the research or analysis on which it was based, before its publication. BNP Paribas may receive or intend to seek compensation for investment banking services in the next three months from or in relation to any person mentioned in this report. Any person mentioned in this report may have been provided with sections of this report prior to its publication in order to verify its factual accuracy.

BNP Paribas is incorporated in France with limited liability. Registered Office 16 Boulevard des Italiens, 75009 Paris. This report was produced by a BNP Paribas group company. This report is for the use of intended recipients and may not be reproduced (in whole or in part) or delivered or transmitted to any other person without the prior written consent of BNP Paribas. By accepting this document you agree to be bound by the foregoing limitations.

Certain countries within the European Economic Area:

This report has been approved for publication in the United Kingdom by BNP Paribas London Branch. BNP Paribas London Branch is authorised and supervised by the Autorité de Contrôle Prudentiel and authorised and subject to limited regulation by the Financial Services Authority. Details of the extent of our authorisation and regulation by the Financial Services Authority are available from us on request.

This report has been approved for publication in France by BNP Paribas SA. BNP Paribas SA is incorporated in France with Limited Liability and is authorised by the Autorité de Contrôle Prudentiel (ACP) and regulated by the Autorité des Marchés Financiers (AMF). Its head office is 16, boulevard des Italiens 75009 Paris, France.

This report is being distributed in Germany either by BNP Paribas London Branch or by BNP Paribas Niederlassung Frankfurt am Main, a branch of BNP Paribas S.A. whose head office is in Paris, France. BNP Paribas S.A. – Niederlassung Frankfurt am Main, Europa Allee 12, 60327 Frankfurt is authorised and supervised by the Autorité de Contrôle Prudentiel and it is authorised and subject to limited regulation by the Bundesanstalt für Finanzdienstleistungsaufsicht (BaFin).

United States: This report is being distributed to US persons by BNP Paribas Securities Corp., or by a subsidiary or affiliate of BNP Paribas that is not registered as a US broker-dealer. BNP Paribas Securities Corp., a subsidiary of BNP Paribas, is a broker-dealer registered with the U.S. Securities and Exchange Commission and a member of the Financial Industry Regulatory Authority and other principal exchanges. BNP Paribas Securities Corp. accepts responsibility for the content of a report prepared by another non-U.S. affiliate only when distributed to U.S. persons by BNP Paribas Securities Corp.

Japan: This report is being distributed in Japan by BNP Paribas Securities (Japan) Limited or by a subsidiary or affiliate of BNP Paribas not registered as a financial instruments firm in Japan, to certain financial institutions defined by article 17-3, item 1 of the Financial Instruments and Exchange Law Enforcement Order. BNP Paribas Securities (Japan) Limited is a financial instruments firm registered according to the Financial Instruments and Exchange Law of Japan and a member of the Japan Securities Dealers Association and the Financial Futures Association of Japan. BNP Paribas Securities (Japan) Limited accepts responsibility for the content of a report prepared by another non-Japan affiliate only when distributed to Japanese based firms by BNP Paribas Securities (Japan) Limited. Some of the foreign securities stated on this report are not disclosed according to the Financial Instruments and Exchange Law of Japan.

Hong Kong: This report is being distributed in Hong Kong by BNP Paribas Hong Kong Branch, a branch of BNP Paribas whose head office is in Paris, France. BNP Paribas Hong Kong Branch is registered as a Licensed Bank under the Banking Ordinance and regulated by the Hong Kong Monetary Authority. BNP Paribas Hong Kong Branch is also a Registered Institution regulated by the Securities and Futures Commission for the conduct of Regulated Activity Types 1, 4 and 6 under the Securities and Futures Ordinance.

Some or all the information reported in this document may already have been published on <https://globalmarkets.bnpparibas.com>

© BNP Paribas (2015). All rights reserved.

POUR RECEVOIR NOS PUBLICATIONS

VOUS POUVEZ VOUS ABONNER SUR NOTRE SITE ONGLET ABONNEMENT
<http://economic-research.bnpparibas.com>

ET

NOUS SUIVRE SUR LINKEDIN
<https://www.linkedin.com/showcase/bnp-paribas-economic-research/>
OU TWITTER
https://twitter.com/EtudesEco_BNPP

© BNP Paribas (2015). All rights reserved.
Prepared by Economic Research – BNP PARIBAS
Registered Office: 16 boulevard des Italiens – 75009 PARIS
Tel: +33 (0) 1.42.98.12.34 – Internet :
www.group.bnpparibas.com
Publisher: Jean Lemierre. Editor: William De Vijlder



BNP PARIBAS

The bank
for a changing
world