

# ECONOMIC PULSE

## COVID-19: THE NUMBER OF CASES IS RISING AGAIN AROUND THE WORLD

Between 17 and 23 November, 2.9 million new cases of Covid-19 were recorded worldwide, an increase of 13% on the previous week. This is the second consecutive week with an increased number of infections. All the regions of the world are affected, with South America notable for a significant resurgence in cases (+43%, chart 1), particularly in Brazil (+71%). In Asia, the trend has also continued to rise (+14%). As for other regions, the number of new cases is also up in Europe (+9%), North America (+7%) and, to a lesser extent, Africa (+2%). To date, 68.4% of the global population has received at least one dose of a Covid-19 vaccine, and 13 billion doses have been administered worldwide (chart 2).

The weekly GDP substitution indicator is relatively stable in the United States, France and Italy and on a slightly downward trend in Japan and Spain. A slight recovery was seen in Belgium on the last point, and in Germany, while a clear drop emerged in the United Kingdom (chart 3).

This tracker is produced by the OECD using Google Trends data from searches relating to consumption, the labour market, real estate, industrial activity and uncertainty. The tracker shown here is calculated on a rolling basis over one year.

Tarik Rharrab

\* Google Mobility Reports show how visits and length of stay at different places change compared to a baseline. The baseline is the median value, for the corresponding day of the week, during the 5-week period Jan 3–Feb 6, 2020. A figure of negative 30% indicates that traffic was down 30% compared to a baseline. The reports show trends over several weeks with the most recent data representing approximately 2-3 days ago—this is how long it takes to produce the reports. In order to smooth the series, we use a seven-day moving average of the raw data in the Google Mobility Reports. Source: Google.

DAILY CONFIRMED COVID-19 CASES (7-DAY MOVING AVERAGE)

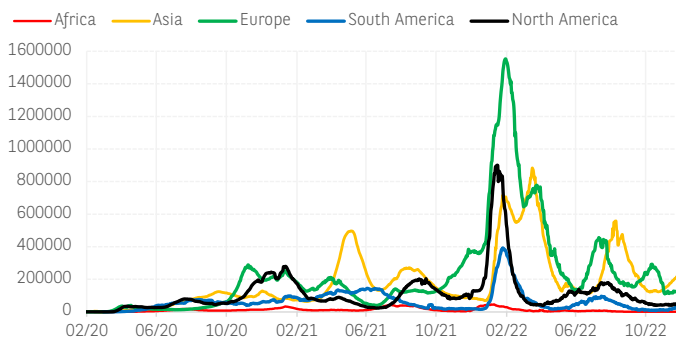


CHART 1

SOURCE: JOHNS-HOPKINS UNIVERSITY (11/25/2022), BNP PARIBAS

SHARE OF PEOPLE WHO RECEIVED AT LEAST ONE DOSE OF VACCINE

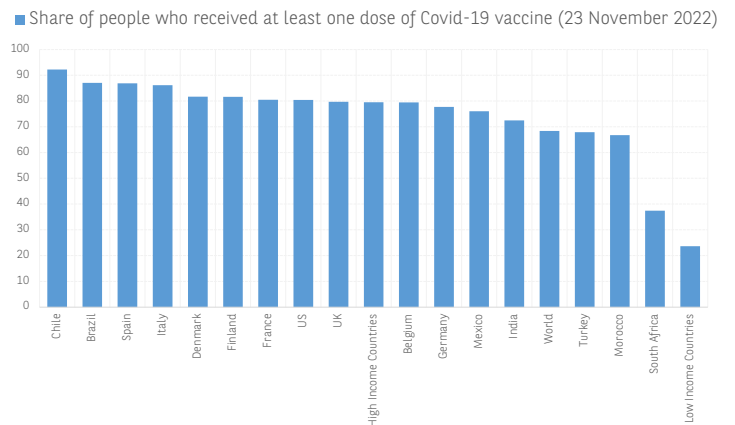
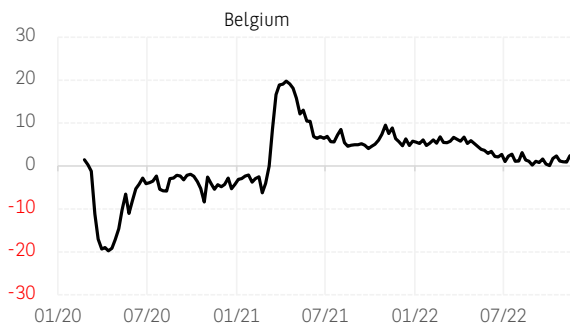
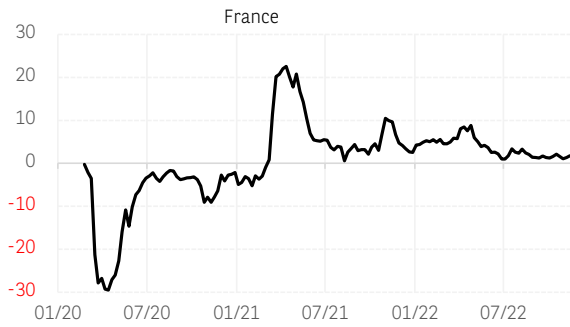
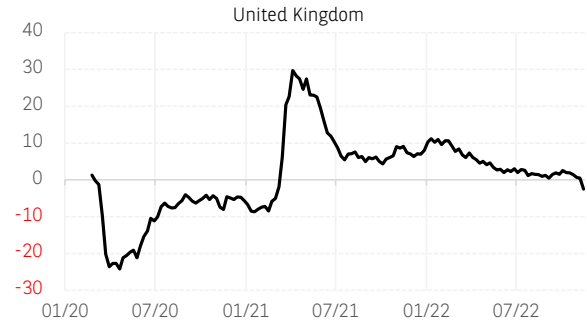
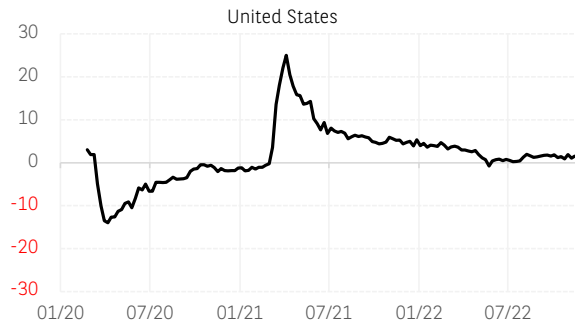


CHART 2

SOURCE: OUR WORLD IN DATA (11/25/2022), BNP PARIBAS



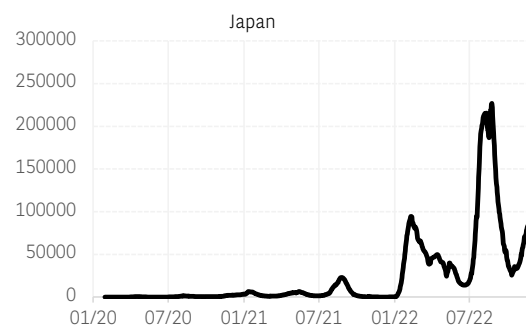
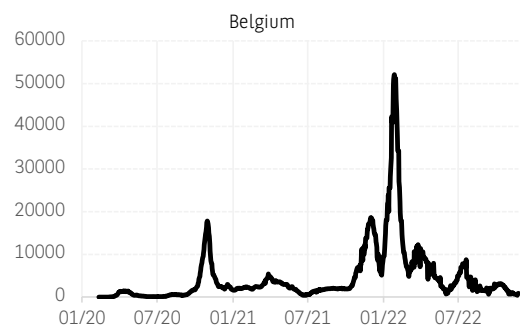
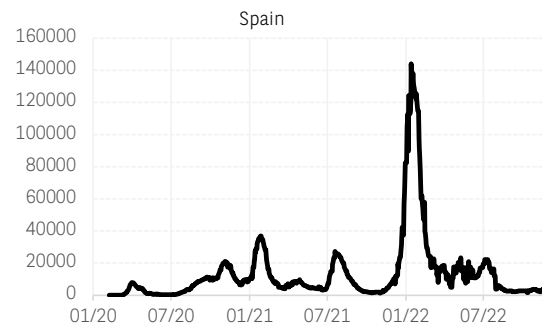
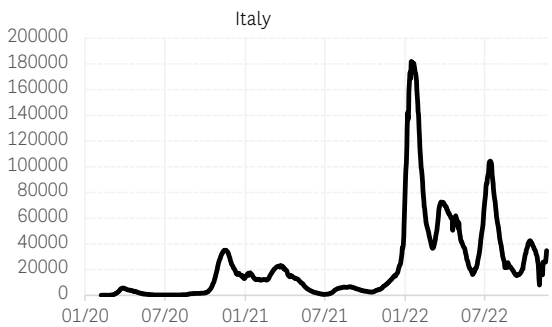
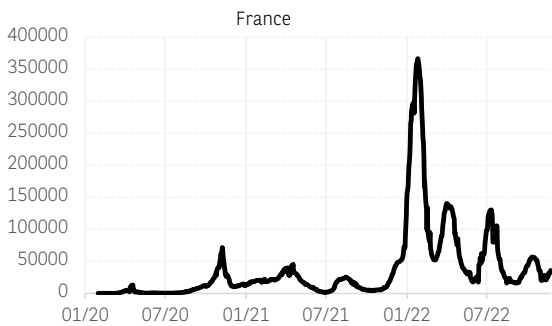
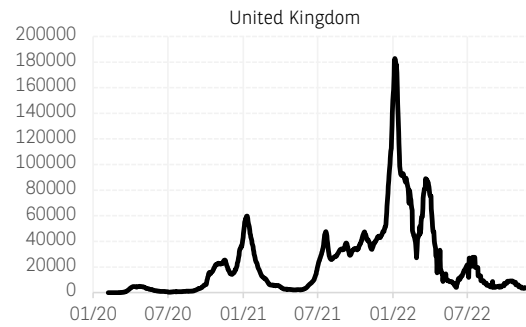
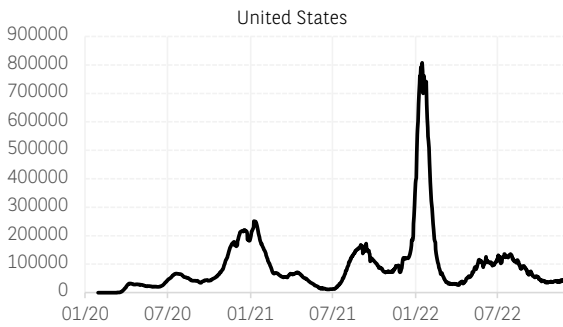
OECD WEEKLY TRACKER Y/Y GDP GROWTH



SOURCE: OECD (11/25/2022), BNP PARIBAS



DAILY NEW CONFIRMED CASES OF COVID-19 (7-DAY MOVING AVERAGE)



SOURCE: JOHNS-HOPKINS UNIVERSITY (11/25/2022)

