

ECONOMIC PULSE

COVID-19: A SIGNIFICANT SLOWDOWN IN THE PANDEMIC AROUND THE WORLD

The worldwide fall in Covid-19 cases has continued for the fifth consecutive week. 1.8 million new cases were reported between 20 and 26 January, down 27% from the previous week (figure 1). Overall, the situation has improved significantly in Asia (-34%), Europe (-29%) and South America (-24%), while it has stabilised in North America after falling for eight weeks. In Africa, new cases increased slightly (+3%), but the numbers remain very low. Meanwhile, vaccination campaigns are continuing to progress worldwide, but at a much slower pace. 69.4% of the global population have received at least one dose of a vaccine (figure 2).

The weekly GDP proxy indicator has recovered significantly in Germany, France, Belgium and Italy, while it remains relatively stable in Spain. In the United States, the United Kingdom and Japan, an increase over the latest data points can be noted (figure 3, black curve). This tracker is produced by the OECD using Google Trends data from searches relating to consumption, the labour market, real estate, industrial activity and uncertainty. The tracker shown here is calculated on a year-on-year basis.

Tarik Rharrab

* Google Mobility Reports show how visits and length of stay at different places change compared to a baseline. The baseline is the median value, for the corresponding day of the week, during the 5-week period Jan 3–Feb 6, 2020. A figure of negative 30% indicates that traffic was down 30% compared to a baseline. The reports show trends over several weeks with the most recent data representing approximately 2-3 days ago—this is how long it takes to produce the reports. In order to smooth the series, we use a seven-day moving average of the raw data in the Google Mobility Reports. Source: Google.

DAILY CONFIRMED COVID-19 CASES (7-DAY MOVING AVERAGE)

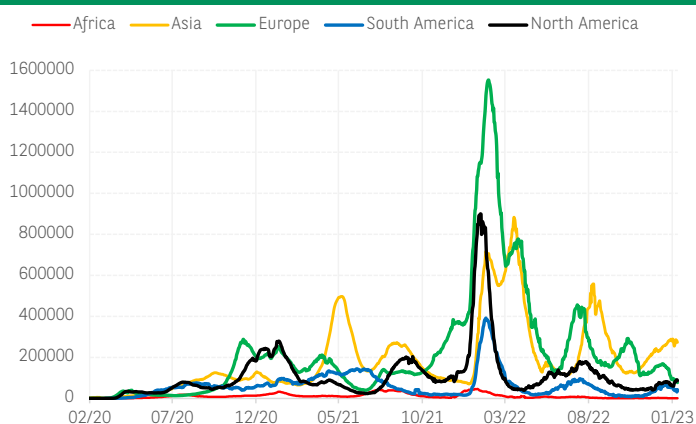


CHART 1

SOURCE: JOHNS-HOPKINS UNIVERSITY (01/26/2023), BNP PARIBAS

SHARE OF PEOPLE WHO RECEIVED AT LEAST ONE DOSE OF VACCINE

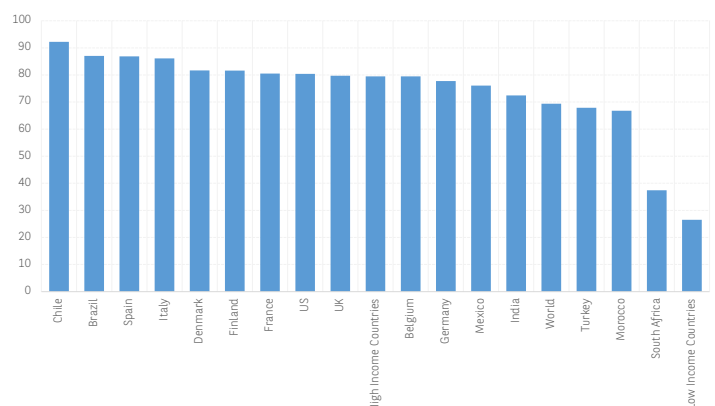


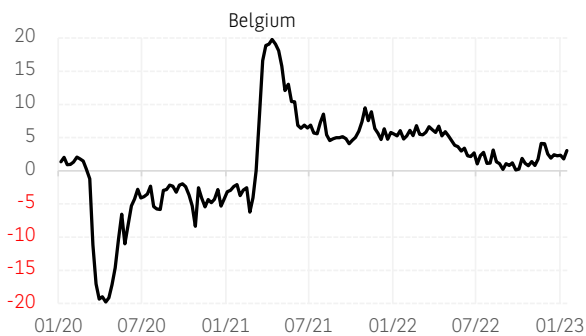
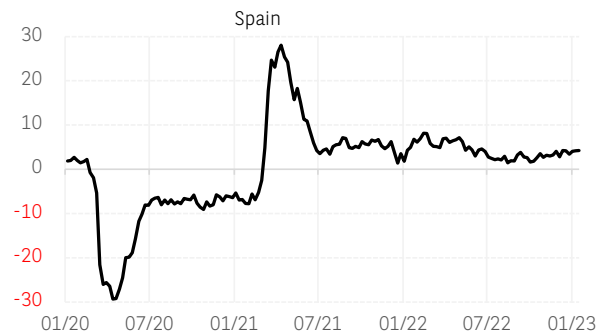
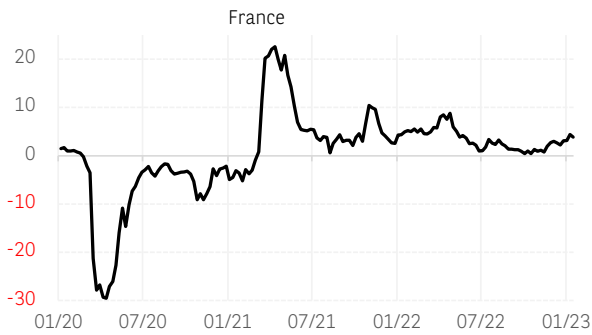
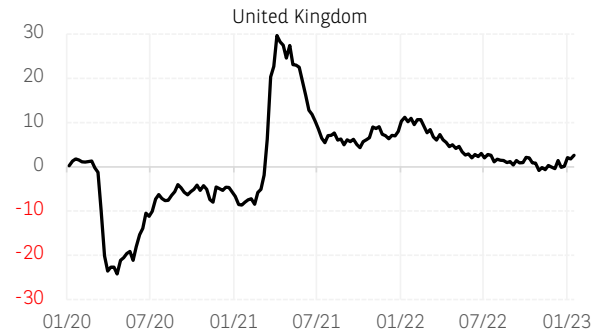
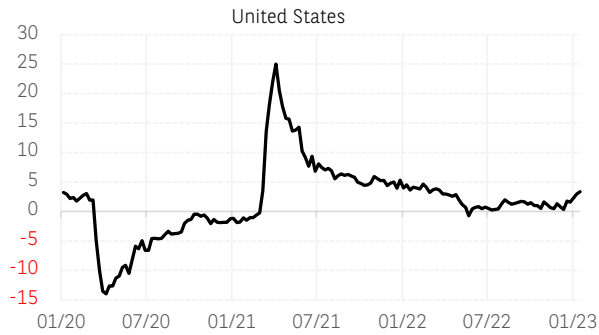
CHART 2

SOURCE: OUR WORLD IN DATA (01/26/2023), BNP PARIBAS



ECONOMIC PULSE

OECD WEEKLY TRACKER

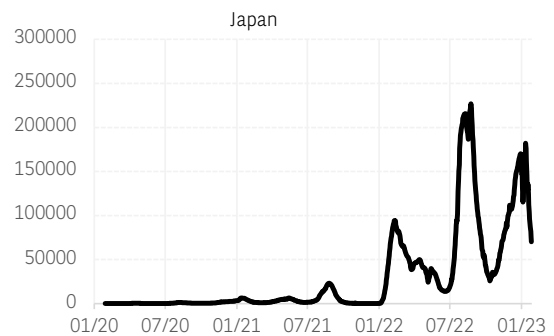
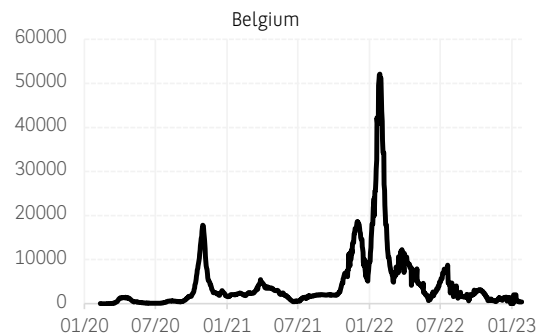
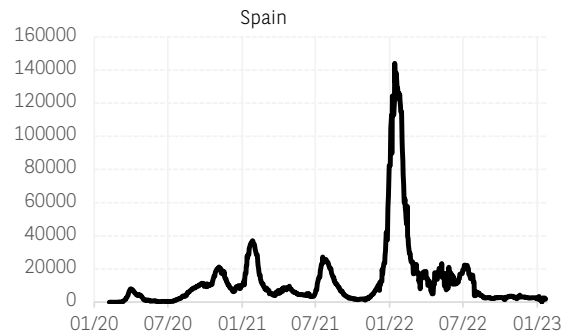
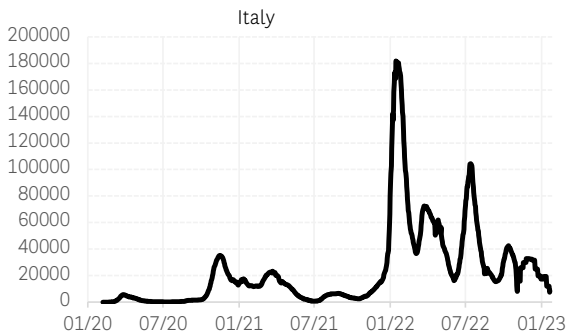
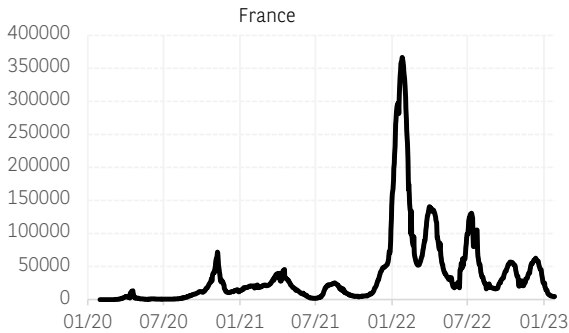
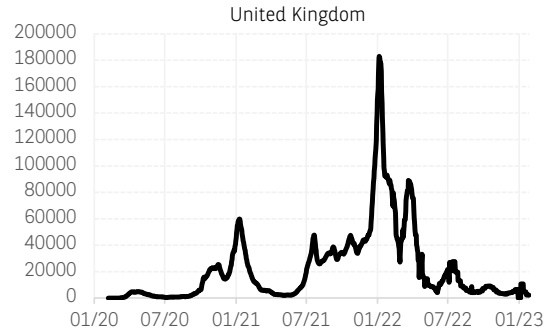
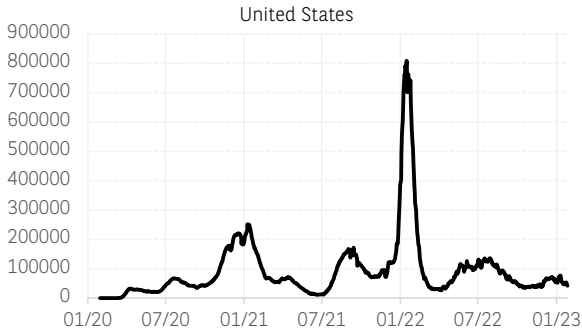


SOURCE: OECD (01/26/2023), BNP PARIBAS



ECONOMIC PULSE

DAILY NEW CASES OF COVID-19 (7-DAY MOVING AVERAGE)



SOURCE: JOHNS-HOPKINS UNIVERSITY (01/26/2023), BNP PARIBAS

