

ECOWEEK

No. 19-16, 19 April 2019

ECB: easing of inflation raises pressure

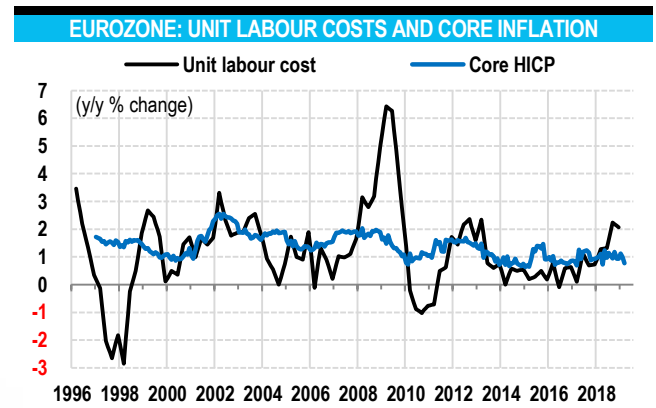
■ The pass-through of wage growth to prices is stronger and faster when inflation is higher to start with ■ The low inflation in the Eurozone has slowed down the transmission ■ The considerable growth slowdown, on the back of adverse foreign demand and uncertainty shocks, impairs this process even more ■ This raises pressure on the ECB to take action in order to dislodge core inflation, which remains stuck well below its objective

At a conference in Frankfurt last November, Mario Draghi explained in great detail how faster wage growth tends to lead to higher inflation¹. As demand for goods and services rises and production increases, productivity picks up, giving a boost to corporate profitability. Eventually, wages increase, all the more so when companies recruit more staff and the competition for talent intensifies. Unit labour costs rise, putting pressure on profit margins. Sustained strong economic growth ends up providing companies with enough confidence to raise their prices in order to protect their margins.

These lags, which are perfectly normal, allow the central bank to maintain a very accommodative policy, even though growth is already robust. ECB research has shown that the pass-through from wage growth to inflation is faster and stronger in periods of higher inflation. This implies that when inflation has been low, like in the eurozone, the process will take more time². It is of course essential that in the meantime growth remains on track: *“if firms start to become more uncertain about the growth and inflation outlook, the squeeze on margins could prove more persistent. This would affect the speed with which underlying inflation picks up and therefore the inflation path that we expect to see in the quarters ahead.”*³

Five months later, it turns out these words of the ECB President were very much prescient. Growth has slowed significantly for a host of reasons (slowdown of the global capex cycle, slower world trade growth, slower growth coming from China, country-specific factors in Germany, Italy and France, a prolonged period of pervasive uncertainty, etc.). As a consequence, labour market bottlenecks, whilst remaining tight, have eased. Moreover, growth of compensation per employee, which is still strong, has declined slightly, though it remains to be seen whether this is the beginning of a new trend. This provides a challenging environment to generate the necessary pass-through from wages to inflation so as to have the latter converging to the ECB's policy objective. This is confirmed by the latest inflation data with core HICP up 0.8% in March versus last year. There is something tragic in the observation that the combination of an imported growth slowdown and imported uncertainty shocks have shortened the phase of very strong growth in the eurozone and triggered a premature slowdown. This in turn has reduced the effectiveness of an expansionary monetary policy, leaving the ECB no choice but to start working on more of the same. The details on the new TLTRO are eagerly awaited.

¹ECB, Mario Draghi, *The outlook for the euro area economy*, speech at the Frankfurt European Banking Congress, Frankfurt am Main, 16 November 2018 ²Elena Bobeica, Matteo Ciccarelli, Isabel Vansteenkiste, *The link between labor cost and price inflation in the euro area*, ECB Working Paper 2235, February 2019 ³Mario Draghi, op. cit



Source: Eurostat, BNP Paribas

William De Vijlder

p. 2

Markets Overview

p. 3

Pulse

p. 4

Economic scenario

Eco
WEEK

ECONOMIC RESEARCH DEPARTMENT



BNP PARIBAS

The bank
for a changing
world

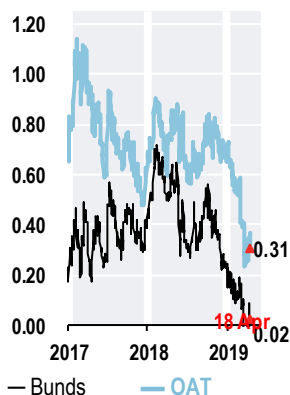
Markets overview

The essentials

Week 12-4 19 > 18-4-19

↗ CAC 40	5 503	▶ 5 580	+1.4 %
↘ S&P 500	2 907	▶ 2 905	-0.1 %
↗ Volatility (VIX)	12.0	▶ 12.1	+0.1 pb
↘ Euribor 3M (%)	-0.31	▶ -0.31	-0.1 bp
↘ Libor \$ 3M (%)	2.60	▶ 2.59	-1.0 bp
↘ OAT 10y (%)	0.35	▶ 0.31	-3.9 bp
↘ Bund 10y (%)	0.06	▶ 0.02	-3.1 bp
↘ US Tr. 10y (%)	2.56	▶ 2.56	-0.1 bp
↘ Euro vs dollar	1.13	▶ 1.12	-0.6 %
↘ Gold (ounce, \$)	1 292	▶ 1 275	-1.3 %
↗ Oil (Brent, \$)	71.7	▶ 71.9	+0.3 %

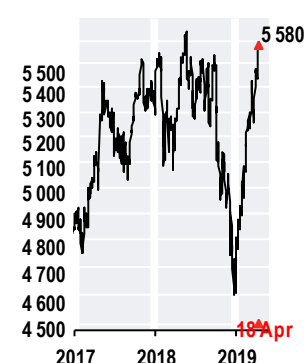
10 y bond yield, OAT vs Bund



Euro-dollar



CAC 40



Money & Bond Markets

Interest Rates	highest' 19	lowest' 19
€ ECB	0.00 at 01/01	0.00 at 01/01
Eonia	-0.37 at 01/01	-0.37 at 26/02
Euribor 3M	-0.31 at 24/01	-0.31 at 28/03
Euribor 12M	-0.11 at 06/02	-0.12 at 02/01
\$ FED	2.50 at 01/01	2.50 at 01/01
Libor 3M	2.59 at 01/01	2.58 at 09/04
Libor 12M	2.76 at 21/01	2.68 at 27/03
£ BoE	0.75 at 01/01	0.75 at 01/01
Libor 3M	0.83 at 29/01	0.82 at 08/04
Libor 12M	1.10 at 11/01	1.05 at 02/04

At 18-4-19

Yield (%)	highest' 19	lowest' 19
€ AVG 5-7y	0.41 at 09/01	0.36 at 12/04
Bund 2y	-0.57 at 05/03	-0.63 at 27/03
Bund 10y	0.02 at 01/01	-0.08 at 27/03
OAT 10y	0.31 at 08/01	0.24 at 27/03
Corp. BBB	1.36 at 08/01	1.36 at 18/04
\$ Treas. 2y	2.39 at 18/01	2.22 at 27/03
Treas. 10y	2.56 at 18/01	2.37 at 27/03
Corp. BBB	4.03 at 01/01	3.98 at 27/03
£ Treas. 2y	0.78 at 27/02	0.63 at 02/04
Treas. 10y	1.20 at 18/01	0.99 at 25/03

At 18-4-19

10y bond yield & spreads

3.84%	Greece	381 pb
2.45%	Italy	242 pb
1.17%	Portugal	114 pb
1.06%	Spain	103 pb
0.47%	Belgium	44 pb
0.31%	Austria	28 pb
0.31%	France	28 pb
0.25%	Finland	22 pb
0.20%	Netherlands	17 pb
0.15%	Ireland	12 pb
0.02%	Germany	

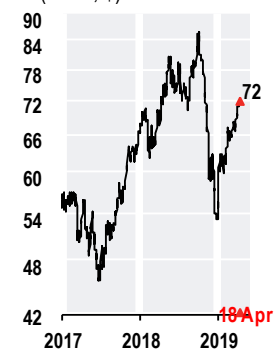
Commodities

Spot price in dollars	lowest' 19	2019(€)
Oil, Brent	53.1 at 01/01	+37.6%
Gold (ounce)	1 274 at 17/04	+1.2%
Metals, LME	2 730 at 03/01	+9.8%
Copper (ton)	5 714 at 03/01	+10.4%
CRB Foods	324 at 07/03	+8.1%
wheat (ton)	168 at 11/03	-9.3%
Corn (ton)	130 at 29/03	-0.7%

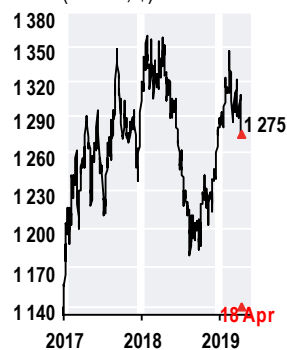
At 18-4-19

Variations

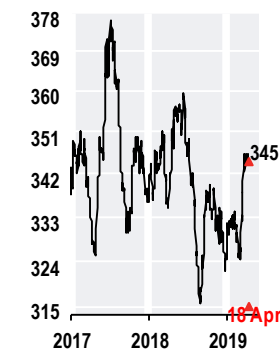
Oil (Brent, \$)



Gold (Ounce, \$)



CRB Foods



Exchange Rates

€ =	highest' 19	lowest' 19	2019
USD	1.15 at 10/01	1.12 at 02/04	-1.6%
GBP	0.90 at 03/01	0.85 at 14/03	-3.7%
CHF	1.14 at 05/02	1.12 at 02/04	+1.1%
JPY	127.43 at 01/03	122.54 at 03/01	+0.3%
AUD	1.63 at 03/01	1.57 at 18/04	-3.2%
CNY	7.87 at 09/01	7.52 at 02/04	-3.9%
BRL	4.46 at 28/03	4.18 at 31/01	+0.2%
RUB	79.30 at 01/01	71.94 at 18/04	-9.3%
INR	82.00 at 04/02	76.84 at 03/04	-2.3%

At 18-4-19

Variations

Equity indices

Index	highest' 19	lowest' 19	2019	2019(€)
CAC 40	5 580 at 18/04	4 611 at 03/01	+18.0%	+18.0%
S&P500	2 907 at 12/04	2 448 at 03/01	+15.9%	+17.8%
DAX	12 222 at 18/04	10 417 at 03/01	+15.8%	+15.8%
Nikkei	22 278 at 17/04	19 562 at 04/01	+10.4%	+10.0%
China*	86 at 09/04	68 at 03/01	+22.2%	+24.2%
India*	602 at 02/04	530 at 19/02	+7.2%	+9.7%
Brazil*	2 026 at 04/02	1 944 at 01/01	+6.2%	+6.0%
Russia*	672 at 10/04	572 at 01/01	+9.6%	+19.5%

At 18-4-19

Variations

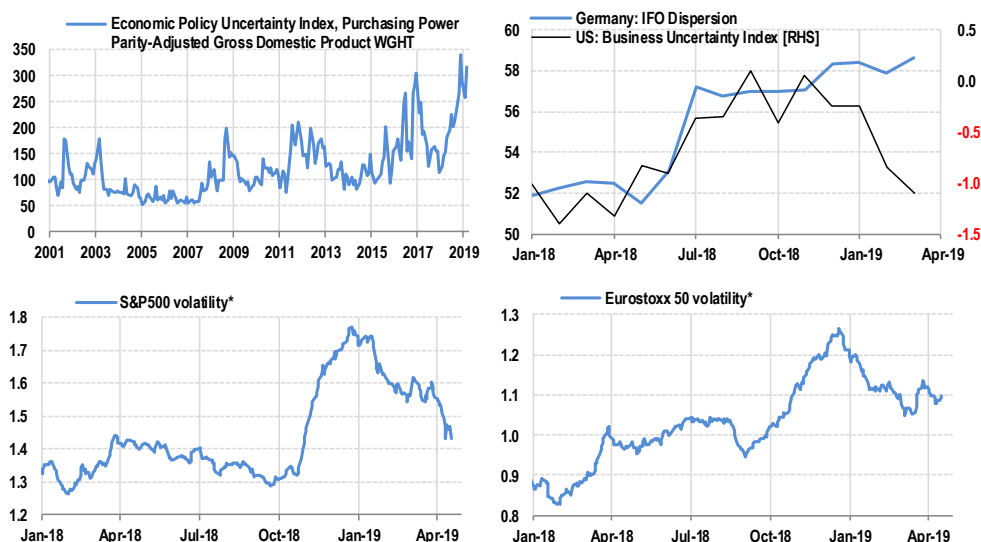
* MSCI index



Pulse

Uncertainty: mixed signals

The different uncertainty measures are sending mixed signals. The Economic Policy Uncertainty Index, which is based on media coverage about policy uncertainty, is no longer increasing but a downward trend has not yet started. The top right chart shows uncertainty based on company surveys. In Germany, uncertainty remains very high and the latest report shows another, albeit small, increase. US companies on the other hand feel less and less uncertain. Finally, uncertainty based on the dispersion of the share price performance of individual companies is on a declining trend in the US and the eurozone. In case of the latter, the level remains well above that seen one year ago.



*volatility = 60-day moving average of the cross-sectional standard deviation of daily returns of the index constituents
Source: Economic Policy Uncertainty, Bloomberg, IFO, Atlanta Fed, BNP Paribas

Indicators preview

Data for April will be eagerly awaited next week with business confidence and consumer confidence in France, the IFO business climate index in Germany, eurozone consumer confidence and UK order books. In the US we have existing home sales, new home sales, durable goods orders, first quarter GDP, university of Michigan sentiment. The Bank of Japan will decide on monetary policy.

Date	Country	Event	Period	Surv(M)	Prior
04/22/19	United States	Existing Home Sales MoM	March	-4.7%	11.8%
04/23/19	Eurozone	Consumer Confidence	April	--	-7.2
04/23/19	United States	New Home Sales MoM	March	-5.6%	4.9%
04/24/19	France	Business Confidence	April	--	104
04/24/19	Germany	IFO Business Climate	April	--	99.6
04/25/19	United Kingdom	CBI Trends Total Orders	April	--	1
04/25/19	United States	Cap Goods Orders Nondel Ex Air	March	--	-0.1%
04/25/19	Japan	BoJ 10-year Yield Target	April 25	--	0.000%
04/25-05/11/19	Eurozone	EU Commission Economic Forecasts			
04/26/19	France	Consumer Confidence	April	--	96
04/26/19	United States	GDP Annualized QoQ	1Q	1.6%	2.2%
04/26/19	United States	Core PCE QoQ	1Q	--	1.8%
04/26/19	United States	University of Michigan Sentiment	April	--	--

Source: Bloomberg, BNP Paribas



Economic scenario

UNITED STATES

- Growth is expected to slow to 2.3% this year. Trade war uncertainty acts as a drag, the housing market is softening, corporate investment should slow, as well as exports in reaction to the past strengthening of the dollar against a broad range of currencies.
- Core inflation remains well under control and has eased a bit.
- Following the dovish message from the January FOMC meeting, markets are pricing in a policy easing in the course of 2020.

CHINA

- Economic growth continues to slow, with an export outlook severely darkened by US tariff hikes.
- The central bank is easing liquidity and credit conditions, though the reduction in financial-instability risks via regulatory tightening should remain a priority. Fiscal policy has also turned expansionary through increased infrastructure spending and a rising number of household/corporate tax cuts.
- In the short term, private domestic demand should be affected by the knock-on effect of weakening exports and the continued moderation in the property market. Fiscal measures should support consumer spending.

EUROZONE

- The slowdown is becoming increasingly evident, especially in the German economy, which has suffered from one-off factors but also from a slowdown of exports to China. Capacity constraints also play a role. Business climate in the manufacturing sector continues to decline. Italy has now entered a technical recession with quarterly growth negative in the third and fourth quarter of 2018.
- Inflation is now expected to decrease following the past drop in the oil price, while core CPI is hardly moving. The activity slowdown also implies that the pick-up in core inflation should be slower than expected until recently. We do not expect the ECB to move rates this year (see below).

FRANCE

- Growth is slowing although the economy should show some resilience. Households' consumption should get a boost from the tax cuts and the jobs recovery but inflation reduces purchasing power gains. Business investment dynamics remain favourable. The global backdrop is less supportive. A slight rise in core inflation is appearing but remains to be confirmed.

INTEREST RATES AND FX RATES

- In the US, the Fed has announced to be patient before deciding on any change in its policy. We expect key rates to stay on hold. We have changed the forecast for 10 year treasury yields and now expect a yield of 2.80% by mid-year and 2.70% at the end of the year.
- As the ECB confirmed that key rates won't change this year, the forecast for 10 year Bund yields and now expect a yield of 0.30% by mid-year and 0.40% at the end of the year.
- No change expected in Japan.
- The prospect of a narrowing bond yield differential between the US and the eurozone should cause a strengthening of the euro, all the more so considering it is still below its long-term fair value (around 1.34).

%	GDP Growth			Inflation		
	2018	2019 e	2020 e	2018	2019 e	2020 e
Advanced	2.2	1.5	1.3	2.0	1.4	1.6
United-States	2.9	2.3	1.8	2.4	1.7	2.0
Japan	0.8	0.2	0.3	1.0	0.5	0.5
United-Kingdom	1.4	1.1	1.5	2.5	2.0	1.9
Euro Area	1.8	0.9	1.0	1.8	1.2	1.4
Germany	1.4	0.7	0.9	1.9	1.4	1.7
France	1.6	1.2	1.2	2.1	1.2	1.7
Italy	0.8	0.0	0.5	1.3	0.9	1.2
Spain	2.6	2.1	1.7	1.7	1.0	1.4
Emerging	4.5	4.4	4.7	4.8	4.6	4.2
China	6.6	6.2	6.0	2.1	1.6	2.0
India*	7.4	7.6	7.8	3.4	3.3	4.1
Brazil	1.1	2.0	3.0	3.7	3.8	3.6
Russia	2.3	1.5	1.7	2.9	5.1	4.1

Source : BNP Paribas Group Economic Research (e: Estimates & forecasts)

* Fiscal year from April 1st of year n to March 31st of year n+1

Interest rates, %		2019				2018	2019e	2020e
End of period		Q1	Q2e	Q3e	Q4e			
US	Fed Funds	2.50	2.50	2.50	2.50	2.50	2.50	2.50
	Libor 3m \$	2.60	2.60	2.60	2.60	2.81	2.60	2.50
	T-Notes 10y	2.42	2.80	2.75	2.70	2.69	2.70	2.50
Ezone	ECB Refi	0.00	0.00	0.00	0.00	0.00	0.00	0.00
	Euribor 3m	-0.31	-0.30	-0.30	-0.30	-0.31	-0.30	-0.30
	Bund 10y	-0.07	0.30	0.30	0.30	0.25	0.30	0.40
	OAT 10y	0.26	0.65	0.65	0.60	0.71	0.60	0.70
UK	Base rate	0.75	1.00	1.00	1.25	0.75	1.25	1.25
	Gilts 10y	1.00	1.85	2.00	2.10	1.27	2.10	2.10
Japan	BoJ Rate	-0.06	-0.10	-0.10	-0.10	-0.07	-0.10	-0.20
	JGB 10y	-0.09	-0.03	-0.05	-0.05	0.00	-0.05	-0.20

Source : BNP Paribas GlobalMarkets (e: Forecasts)

Exchange Rates		2019				2018	2019e	2020e
End of period		Q1	Q2e	Q3e	Q4e			
USD	EUR / USD	1.12	1.17	1.18	1.20	1.14	1.20	1.25
	USD / JPY	111.0	108.0	105.0	100.0	110.0	100.0	90.0
	GBP / USD	1.30	1.38	1.40	1.45	1.27	1.45	1.51
EUR	USD / CHF	1.00	0.97	0.97	0.97	0.99	0.97	0.93
	EUR / GBP	0.85	0.85	0.84	0.83	0.90	0.83	0.83
	EUR / CHF	1.12	1.14	1.15	1.16	1.13	1.16	1.16
	EUR / JPY	124.0	126.0	124.0	120.0	125.0	120.0	113.0

Source : BNP Paribas GlobalMarkets (e: Forecasts)



GROUP ECONOMIC RESEARCH

William De Vijlder
Chief Economist

+33 1 55 77 47 31 william.devijlder@bnpparibas.com

ADVANCED ECONOMIES AND STATISTICS

Jean-Luc Proutat

Head – United States, United Kingdom

+33 1 58 16 73 32 jeanluc.proutat@bnpparibas.com

Hélène Baudchon

France – Labour markets

+33 1 58 16 03 63 helene.baudchon@bnpparibas.com

Louis Boisset

European Central Bank watch, Euro area global view, Japan

+33 1 57 43 02 91 louis.boisset@bnpparibas.com

Frédérique Cerisier

Euro area (European governance and public finances), Spain, Portugal

+33 1 43 16 95 52 frederique.cerisier@bnpparibas.com

Catherine Stephan

Nordic countries – World trade – Education, health, social conditions

+33 1 55 77 71 89 catherine.stephan@bnpparibas.com

Raymond Van Der Putten

Germany, Netherlands, Austria, Switzerland – Energy, climate – Long-term projections

+33 1 42 98 53 99 raymond.vanderputten@bnpparibas.com

Tarik Rharrab

Statistics

+33 1 43 16 95 56 tarik.rharrab@bnpparibas.com

BANKING ECONOMICS

Laurent Quignon

Head

+33 1 42 98 56 54 laurent.quignon@bnpparibas.com

Laure Baquero

+ 33 1 43 16 95 50 laure.baquero@bnpparibas.com

Céline Choulet

+33 1 43 16 95 54 celine.choulet@bnpparibas.com

Thomas Humblot

+ 33 1 40 14 30 77 thomas.humblot@bnpparibas.com

EMERGING ECONOMIES AND COUNTRY RISK

François Faure

Head

+33 1 42 98 79 82 francois.faure@bnpparibas.com

Christine Peltier

Deputy Head – Greater China, Vietnam, other North Asian countries, South Africa

+33 1 42 98 56 27 christine.peltier@bnpparibas.com

Stéphane Alby

Africa (French-speaking countries)

+33 1 42 98 02 04 stephane.alby@bnpparibas.com

Sylvain Bellefontaine

Turkey, Ukraine, Central European countries

+33 1 42 98 26 77 sylvain.bellefontaine@bnpparibas.com

Sara Confalonieri

Africa (Portuguese & English-speaking countries)

+33 1 42 98 43 86 sara.confalonieri@bnpparibas.com

Pascal Devaux

Middle East, Balkan countries

+33 1 43 16 95 51 pascal.devaux@bnpparibas.com

Hélène Drouot

Korea, Thailand, Philippines, Mexico, Andean countries

+33 1 42 98 33 00 helene.drouot@bnpparibas.com

Salim Hammad

Latin America

+33 1 42 98 74 26 salim.hammad@bnpparibas.com

Johanna Melka

India, South Asia, Russia, Kazakhstan, CIS

+33 1 58 16 05 84 johanna.melka@bnpparibas.com

CONTACT MEDIA

Michel Bernardini

+33 1 42 98 05 71 michel.bernardini@bnpparibas.com



BNP PARIBAS

The bank
for a changing
world

OUR PUBLICATIONS



CONJONCTURE

Structural or in news flow, two issues analysed in depth



EMERGING

Analyses and forecasts for a selection of emerging economies



PERSPECTIVES

Analyses and forecasts for the main countries, emerging or developed



ECOFASH

Data releases, major economic events. Our detailed views...



ECOWEEK

Weekly economic news and much more...



ECOTV

In this monthly web TV, our economists make sense of economic news



ECOTV WEEK

What is the main event this week? The answer is in your two minutes of economy

The information and opinions contained in this report have been obtained from, or are based on, public sources believed to be reliable, but no representation or warranty, express or implied, is made that such information is accurate, complete or up to date and it should not be relied upon as such. This report does not constitute an offer or solicitation to buy or sell any securities or other investment. It does not constitute investment advice, nor financial research or analysis. Information and opinions contained in the report are not to be relied upon as authoritative or taken in substitution for the exercise of judgement by any recipient; they are subject to change without notice and not intended to provide the sole basis of any evaluation of the instruments discussed herein. Any reference to past performance should not be taken as an indication of future performance. To the fullest extent permitted by law, no BNP Paribas group company accepts any liability whatsoever (including in negligence) for any direct or consequential loss arising from any use of or reliance on material contained in this report. All estimates and opinions included in this report are made as of the date of this report. Unless otherwise indicated in this report there is no intention to update this report. BNP Paribas SA and its affiliates (collectively "BNP Paribas") may make a market in, or may, as principal or agent, buy or sell securities of any issuer or person mentioned in this report or derivatives thereon. BNP Paribas may have a financial interest in any issuer or person mentioned in this report, including a long or short position in their securities and/or options, futures or other derivative instruments based thereon. Prices, yields and other similar information included in this report are included for information purposes. Numerous factors will affect market pricing and there is no certainty that transactions could be executed at these prices. BNP Paribas, including its officers and employees may serve or have served as an officer, director or in an advisory capacity for any person mentioned in this report. BNP Paribas may, from time to time, solicit, perform or have performed investment banking, underwriting or other services (including acting as adviser, manager, underwriter or lender) within the last 12 months for any person referred to in this report. BNP Paribas may be a party to an agreement with any person relating to the production of this report. BNP Paribas, may to the extent permitted by law, have acted upon or used the information contained herein, or the research or analysis on which it was based, before its publication. BNP Paribas may receive or intend to seek compensation for investment banking services in the next three months from or in relation to any person mentioned in this report. Any person mentioned in this report may have been provided with sections of this report prior to its publication in order to verify its factual accuracy.

BNP Paribas is incorporated in France with limited liability. Registered Office 16 Boulevard des Italiens, 75009 Paris. This report was produced by a BNP Paribas group company. This report is for the use of intended recipients and may not be reproduced (in whole or in part) or delivered or transmitted to any other person without the prior written consent of BNP Paribas. By accepting this document you agree to be bound by the foregoing limitations.

Certain countries within the European Economic Area:

This report has been approved for publication in the United Kingdom by BNP Paribas London Branch. BNP Paribas London Branch is authorised and supervised by the Autorité de Contrôle Prudentiel and authorised and subject to limited regulation by the Financial Services Authority. Details of the extent of our authorisation and regulation by the Financial Services Authority are available from us on request.

This report has been approved for publication in France by BNP Paribas SA. BNP Paribas SA is incorporated in France with Limited Liability and is authorised by the Autorité de Contrôle Prudentiel (ACP) and regulated by the Autorité des Marchés Financiers (AMF). Its head office is 16, boulevard des Italiens 75009 Paris, France.

This report is being distributed in Germany either by BNP Paribas London Branch or by BNP Paribas Niederlassung Frankfurt am Main, a branch of BNP Paribas S.A. whose head office is in Paris, France. BNP Paribas S.A. – Niederlassung Frankfurt am Main, Europa Allee 12, 60327 Frankfurt is authorised and supervised by the Autorité de Contrôle Prudentiel and it is authorised and subject to limited regulation by the Bundesanstalt für Finanzdienstleistungsaufsicht (BaFin).

United States: This report is being distributed to US persons by BNP Paribas Securities Corp., or by a subsidiary or affiliate of BNP Paribas that is not registered as a US broker-dealer. BNP Paribas Securities Corp., a subsidiary of BNP Paribas, is a broker-dealer registered with the U.S. Securities and Exchange Commission and a member of the Financial Industry Regulatory Authority and other principal exchanges. BNP Paribas Securities Corp. accepts responsibility for the content of a report prepared by another non-U.S. affiliate only when distributed to U.S. persons by BNP Paribas Securities Corp.

Japan: This report is being distributed in Japan by BNP Paribas Securities (Japan) Limited or by a subsidiary or affiliate of BNP Paribas not registered as a financial instruments firm in Japan, to certain financial institutions defined by article 17-3, item 1 of the Financial Instruments and Exchange Law Enforcement Order. BNP Paribas Securities (Japan) Limited is a financial instruments firm registered according to the Financial Instruments and Exchange Law of Japan and a member of the Japan Securities Dealers Association and the Financial Futures Association of Japan. BNP Paribas Securities (Japan) Limited accepts responsibility for the content of a report prepared by another non-Japan affiliate only when distributed to Japanese based firms by BNP Paribas Securities (Japan) Limited. Some of the foreign securities stated on this report are not disclosed according to the Financial Instruments and Exchange Law of Japan.

Hong Kong: This report is being distributed in Hong Kong by BNP Paribas Hong Kong Branch, a branch of BNP Paribas whose head office is in Paris, France. BNP Paribas Hong Kong Branch is registered as a Licensed Bank under the Banking Ordinance and regulated by the Hong Kong Monetary Authority. BNP Paribas Hong Kong Branch is also a Registered Institution regulated by the Securities and Futures Commission for the conduct of Regulated Activity Types 1, 4 and 6 under the Securities and Futures Ordinance.

Some or all the information reported in this document may already have been published on <https://globalmarkets.bnpparibas.com>

© BNP Paribas (2015). All rights reserved.

POUR RECEVOIR NOS PUBLICATIONS

VOUS POUVEZ VOUS ABONNER SUR NOTRE SITE ONGLET ABONNEMENT <http://economic-research.bnpparibas.com>

ET

NOUS SUIVRE SUR LINKEDIN <https://www.linkedin.com/showcase/bnp-paribas-economic-research/> OU TWITTER https://twitter.com/EtudesEco_BNPP

© BNP Paribas (2015). All rights reserved.

Prepared by Economic Research – BNP PARIBAS

Registered Office: 16 boulevard des Italiens – 75009 PARIS

Tel: +33 (0) 1.42.98.12.34 – Internet :

www.group.bnpparibas.com

Publisher: Jean Lemierre. Editor: William De Vijlder



BNP PARIBAS

The bank
for a changing
world