

# ECOWEEK

No. 19-32, 06 September 2019

## Elevated uncertainty slows growth despite lower rates

■ Business surveys in the US paint a diverging picture: manufacturing is worsening significantly but services have picked up nicely. Taking a broader perspective, evidence is building of a slowing economy ■ Less dynamic growth can be observed in engines of growth of the world economy: China and India, although reasons differ ■ In Europe, Germany is probably already in a technical recession whereas France is resilient ■ Central banks are back in easing mode but the effectiveness will be hampered by elevated uncertainty, despite the announcement of a new round of trade negotiations between the US and China

The global manufacturing slowdown has finally reached the US. The latest Institute for Supply Management's report for this sector provides sobering reading. The overall index dropped 2.1 percentage points to 49.1 with the new orders component as well as the employment index registering even bigger declines.

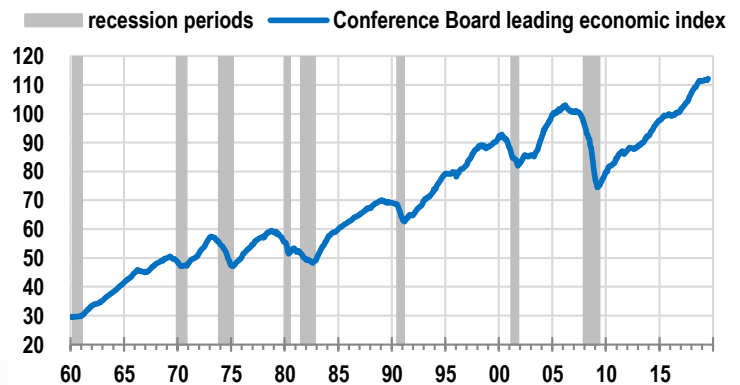
More telling are the comments from survey respondents. In the chemical products sector business is still strong but "there is an undercurrent of fear and alarm regarding the trade wars and a potential recession." Somebody from the machinery sector stated that "business is starting to show signs of a broad slowdown." One manufacturer commented that "we continue to plan for a hard Brexit and a long trade war between the U.S. and China."

Other sectors were however more positive, something which is echoed in the Federal Reserve's Beige Book<sup>1</sup>: "the economy expanded at a modest pace through the end of August. Although concerns regarding tariffs and trade policy uncertainty continued, the majority of businesses remained optimistic about the near-term outlook." Those who want to argue that the glass is still half full can refer to the non-manufacturing ISM index, which in August jumped 2.7 percentage points to a healthy 56.4%. Yet, when taking a broader perspective, it is clear there is more at work than tariff-related shocks and uncertainty which are hitting the manufacturing sector: the underlying trend is one of slowing growth. Analyst forecasts of corporate profits have been scaled back, which doesn't bode well for company investments. Growth in residential construction has been negative in recent quarters on the back of a declining trend in affordability and it is unlikely this will change in the near term. For household spending, a lot will depend on how the labour market is doing. For the moment, it remains rather strong although job creations in August came in below expectations.

.../...

<sup>1</sup> The Beige Book is a publication of the Federal Reserve System. It provides a description of current economic conditions and prospects across the 12 Federal Reserve Districts. Anecdotal information gathered by each Federal Reserve Bank is a key input for this report.

THE CONFERENCE BOARD LEADING ECONOMIC INDEX



Source: Conference Board, NBER, BNP Paribas

p. 3

Markets Overview

p. 4

Pulse & Calendar

p. 5

Economic scenario

ECONOMIC RESEARCH DEPARTMENT



BNP PARIBAS

The bank  
for a changing  
world



Looking beyond the US, evidence of slower growth continues to mount. In China, the slowdown is accelerating as the country is confronted with an uncomfortable combination of a trade conflict with the US, a need to rebalance the economy away from being export and investment-led to becoming consumer led, increasingly cautious households and a policy mix which needs to find a balance between need for stimulus and keeping an eye on stability goals. This implies that monetary policy easing will be gradual and prudent whereas currency depreciation should remain moderate. Fiscal policy on the other hand is supportive for growth. India is also seeing a significant weakening of growth: households adopt a more cautious stance on the back of rising unemployment, declining confidence and a deceleration in non-bank credit.

In the eurozone, German data continue to deteriorate, with a still considerable difference between the manufacturing sector and services, which had been resilient until quite recently. The latest Ifo report also showed a deterioration in services. The Bundesbank also reported that the problems faced by the manufacturing sector were starting to spread to the broader economy. Growth in France however continues to be resilient. In Italy the formation of a new government, has been met with relief because new elections have been avoided. The positive market reaction should provide some support for an economy which is growing at a very slow pace. Finally, in the UK, Brexit uncertainty remains huge and acts more and more as a lid on the economy.

Over the summer months, the demand for safe assets has been boosted by the combination of slowing global growth, the prospect of generalised central bank easing and further increases in uncertainty. Risk hedging strategies have acted as an accelerator, causing a big drop in treasury yields in August which was disproportionate given the data released during the month. This had global repercussions and in the eurozone, 10 year Bund yields even dropped below -70 basis points at some point. The German government even issued a 30 year bond with a negative yield. Unsurprisingly, investor enthusiasm was lukewarm. The moves in treasury yields have caused a further inversion of the US yield curve, which has increased talk about a looming recession. This assessment is however not confirmed by data from the real economy such as the labour market or the Conference Board's index of leading indicators which do not yet display the typical pre-recession dynamics.

Nevertheless, the attitude of central banks is 'better safe than sorry' so more easing is to come, in the US, the eurozone but also in emerging markets, which benefit from the leeway created by the Federal Reserve rate cuts. The effectiveness however to a large degree hinges upon the decline in uncertainty. The announcement that US and Chinese delegations will meet to re-start the trade negotiations has boosted sentiment but, given that we have been there before, this begs the question for how long.

**William De Vijlder**



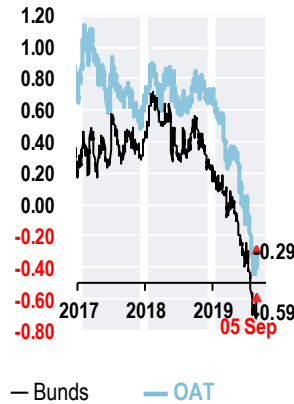
## Markets overview

### The essentials

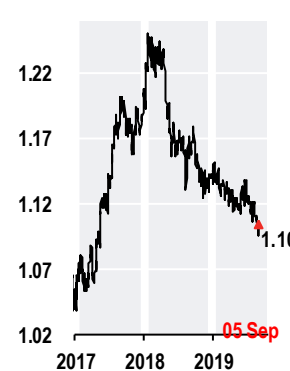
Week 30-8 19 > 5-9-19

↗ CAC 40	5 480	▶ 5 593	+2.1 %
↗ S&P 500	2 926	▶ 2 976	+1.7 %
↘ Volatility (VIX)	19.0	▶ 16.3	-2.7 pb
↘ Euribor 3M (%)	-0.43	▶ -0.44	-0.8 bp
↘ Libor \$ 3M (%)	2.14	▶ 2.11	-2.5 bp
↗ OAT 10y (%)	-0.42	▶ -0.29	+13.4 bp
↗ Bund 10y (%)	-0.71	▶ -0.59	+11.7 bp
↗ US Tr. 10y (%)	1.51	▶ 1.57	+5.4 bp
↗ Euro vs dollar	1.10	▶ 1.10	+0.3 %
↘ Gold (ounce, \$)	1 529	▶ 1 519	-0.7 %
↗ Oil (Brent, \$)	60.5	▶ 62.1	+2.7 %

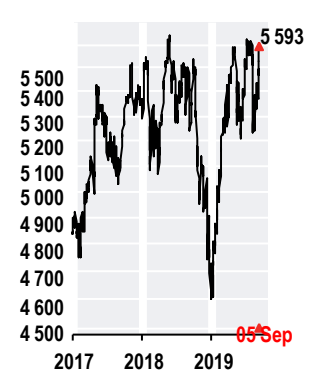
10 y bond yield, OAT vs Bund



Euro-dollar



CAC 40



### Money & Bond Markets

Interest Rates	highest' 19	lowest' 19
€ ECB	0.00 at 01/01	0.00 at 01/01
Eonia	-0.36 at 07/06	-0.38 at 19/06
Euribor 3M	-0.44 at 24/01	-0.45 at 03/09
Euribor 12M	-0.37 at 06/02	-0.40 at 21/08
\$ FED	2.25 at 01/01	2.25 at 01/08
Libor 3M	2.11 at 01/01	2.11 at 04/09
Libor 12M	1.90 at 21/01	1.90 at 04/09
£ BoE	0.75 at 01/01	0.75 at 01/01
Libor 3M	0.76 at 29/01	0.75 at 29/08
Libor 12M	0.83 at 11/01	0.81 at 03/09

At 5-9-19

Yield (%)	highest' 19	lowest' 19
€ AVG 5-7y	-0.31 at 09/01	-0.36 at 03/09
Bund 2y	-0.87 at 05/03	-0.92 at 02/09
Bund 10y	-0.59 at 01/01	-0.72 at 28/08
OAT 10y	-0.29 at 08/01	-0.44 at 28/08
Corp. BBB	0.72 at 08/01	0.64 at 30/08
\$ Treas. 2y	1.54 at 18/01	1.44 at 04/09
Treas. 10y	1.57 at 18/01	1.46 at 04/09
Corp. BBB	3.23 at 01/01	3.15 at 04/09
£ Treas. 2y	0.44 at 27/02	0.32 at 03/09
Treas. 10y	0.53 at 18/01	0.33 at 03/09

At 5-9-19

10y bond yield & spreads

2.00%	Greece	259 pb
0.93%	Italy	152 pb
0.26%	Spain	84 pb
0.25%	Portugal	84 pb
-0.24%	Belgium	35 pb
-0.28%	Ireland	30 pb
-0.29%	France	30 pb
-0.30%	Finland	29 pb
-0.31%	Austria	27 pb
-0.44%	Netherland	14 pb
-0.59%	Germany	

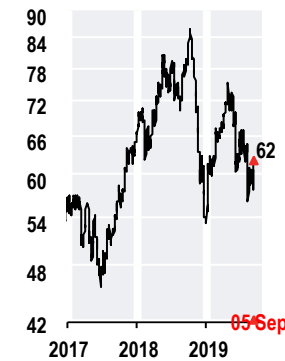
### Commodities

Spot price in dollars	lowest' 19	2019(€)
Oil, Brent	53.1 at 01/01	+21.0%
Gold (ounce)	1 268 at 02/05	+22.7%
Metals, LMEX	2 718 at 07/08	+4.5%
Copper (ton)	5 825 at 03/09	+1.4%
CRB Foods	316 at 05/09	+0.8%
wheat (ton)	173 at 30/08	-8.8%
Corn (ton)	136 at 24/04	+3.5%

At 5-9-19

Variations

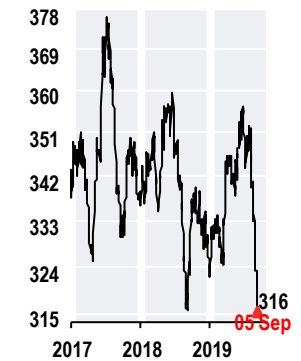
Oil (Brent, \$)



Gold (Ounce, \$)



CRB Foods



### Exchange Rates

€ =	highest' 19	lowest' 19	2019
USD	1.15 at 10/01	1.10 at 03/09	-3.4%
GBP	0.93 at 12/08	0.85 at 14/03	-0.2%
CHF	1.14 at 23/04	1.08 at 04/09	-3.3%
JPY	127.43 at 01/03	116.08 at 03/09	-5.7%
AUD	1.66 at 07/08	1.57 at 18/04	-0.2%
CNY	7.96 at 27/08	7.51 at 25/04	+0.5%
BRL	4.63 at 27/08	4.18 at 31/01	+1.9%
RUB	79.30 at 01/01	70.26 at 24/07	-8.1%
INR	82.00 at 04/02	76.37 at 01/08	-6.6%

At 5-9-19

Variations

### Equity indices

Index	highest' 19	lowest' 19	2019	2019(€)
CAC 40	5 621 at 04/07	4 611 at 03/01	+18.2%	+18.2%
S&P500	3 026 at 26/07	2 448 at 03/01	+18.7%	+22.9%
DAX	12 630 at 04/07	10 417 at 03/01	+14.8%	+14.8%
Nikkei	22 308 at 25/04	19 562 at 04/01	+5.4%	+11.8%
China*	86 at 09/04	68 at 03/01	+9.2%	+12.7%
India*	612 at 03/06	526 at 22/08	-1.6%	-1.0%
Brazil*	2 354 at 10/07	1 862 at 17/05	+13.7%	+11.6%
Russia*	747 at 04/07	572 at 01/01	+18.1%	+27.6%

At 5-9-19

Variations

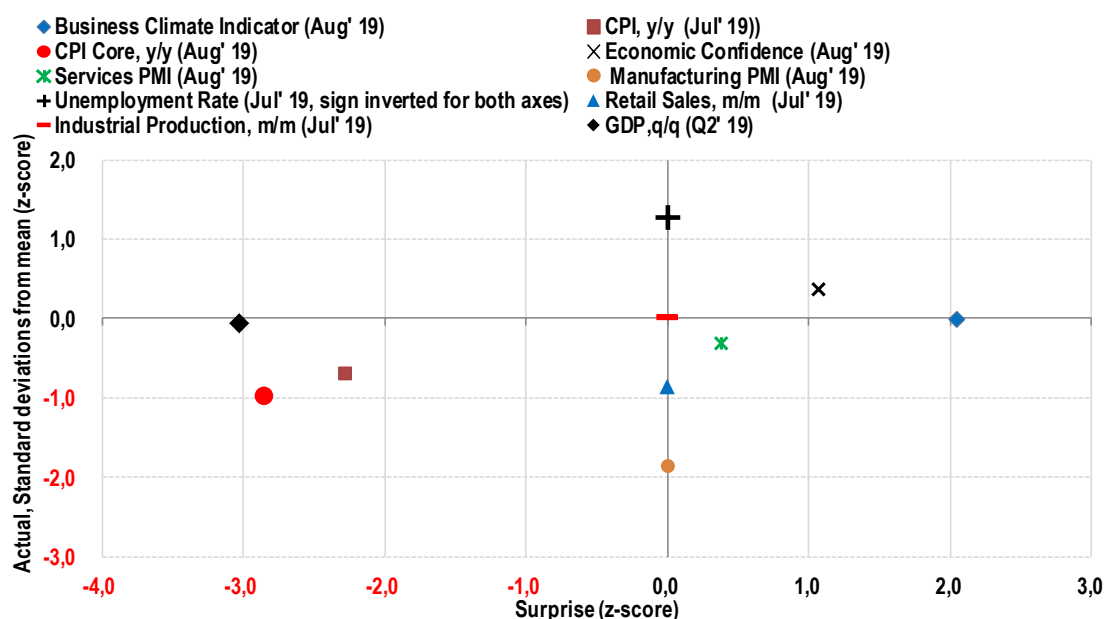
\* MSCI index



## Pulse

## Eurozone: fragile economic equilibrium between manufacturing and services sectors

The latest economic indicators still send a mixed signal. The months pass but nothing seems to change. While GDP growth is declining (+0.2% q/q in Q2 2019 after +0.4% in Q1), activity in manufacturing remains subdued and the Purchasing Managers Index (PMI) of this sector is well below its long-term average. Conversely, the services sector resists and the PMI is globally in line with expectations. In this environment, headline inflation remains pretty far from the 2% target, and surprised to the downside. The core component of the CPI keeps oscillating around only 1% (+0.9% in July).



Note: z-score is a score which indicates how many standard deviations an observation is from the mean:  $z=(x-\mu)/\sigma$  where  $x$ : observation,  $\mu$ : mean,  $\sigma$ : standard deviation.

On the X-axis,  $x$  corresponds at the last known surprise for each indicator represented on the graph,  $\mu$  and  $\sigma$  corresponds respectively to the mean and the standard deviation of the last 24 value for monthly data and the last 8 quarters for quarterly data. On the Y-axis,  $x$  corresponds at the last-known value of indicator,  $\mu$  and  $\sigma$  corresponds respectively to the mean and the standard deviation for this indicator since 2000 (for China since 2011).

## Indicators preview

The highlight of the week will be the ECB Governing Council meeting. More easing measures are a virtual certainty, the question is which and to which extent. In Japan, many data will be published: sentiment of analysts (EcoWatchers survey), machinery orders, capacity utilisation, etc. The Banque de France will publish its industrial sentiment indicator for the month of August. In the US, the focus will be on the retail sales numbers and University of Michigan sentiment.

Date	Region	Event	Period	Survey	Prior
09/09/2019	Japan	GDP SA QoQ	2Q	0.3%	0.4%
09/09/2019	France	Bank of France Ind. Sentiment	August	--	95
09/09/2019	United Kingdom	Monthly GDP (3M/3M)	July	--	0.3%
09/09/2019	Japan	Eco Watchers Survey Outlook SA	August	--	44.3
09/09/2019	China	Aggregate Financing CNY	August	1.7e+12	1.01e+12
09/10/2019	France	Private Sector Payrolls QoQ	2Q	--	0.3%
09/10/2019	France	Industrial Production MoM	July	--	-2.3%
09/10/2019	United Kingdom	ILO Unemployment Rate 3Mths	July	--	3.9%
09/10/2019	United States	NFIB Small Business Optimism	August	--	104.7
09/11/2019	United States	PPI Ex Food and Energy MoM	August	0.2%	-0.1%
09/12/2019	Japan	Core Machine Orders MoM	July	--	13.9%
09/12/2019	Germany	CPI EU Harmonized MoM	August	--	-0.1%
09/12/2019	France	CPI EU Harmonized MoM	August	--	0.5%
09/12/2019	Eurozone	Industrial Production SA MoM	July	--	-1.6%
09/12/2019	Eurozone	ECB Deposit Facility Rate	Sept-12	--	-0.400%
09/12/2019	United States	CPI MoM	August	0.1%	0.3%
09/13/2019	Japan	Capacity Utilization MoM	July	--	-2.6%
09/13/2019	Japan	Industrial Production MoM	July	--	1.3%
09/13/2019	Eurozone	Trade Balance SA	July	--	1.79e+10
09/13/2019	United States	Retail Sales Control Group	August	0.4%	1.0%
09/13/2019	United States	University of Michigan Sentiment	Sep.	--	89.8

Source: Bloomberg, BNP Paribas



## Economic scenario

### UNITED STATES

- Growth is slowing and this trend is expected to continue under the influence of corporate investment (slower profits growth, uncertainty) and housing (declining trend of affordability). Consumer spending should be more resilient. The trade dispute with China acts as an additional drag. Inflation is expected to decline, due to softer growth and weaker oil prices.
- We expect two more Fed Funds target rate cuts of 25bp this year and two additional cuts in 2020.

### CHINA

- Economic growth continues to slow and our GDP forecasts have been revised down since June. Industrial activity and exports have been hard hit by US tariff hikes. Domestic demand has also decelerated.
- The central bank is easing liquidity and credit conditions, though the reduction in financial-instability risks should remain a priority and banks seem to remain prudent. Fiscal policy is expansionary through increased infrastructure spending and a rising number of household/corporate tax cuts.
- In the short term, exports and private domestic investment should continue to decelerate. Tax measures should have some success in supporting consumer spending.

### EUROZONE

- The economic slowdown is continuing in the eurozone, especially in Germany, due to notably international environment uncertainties and a slowdown of the Chinese economy. Activity in the manufacturing sector continues to decline but services still show resilience.
- Inflation is now expected to decrease while core CPI is hardly moving. The activity slowdown also implies that the pick-up in core inflation should be slower than expected until recently.
- The message from the July meeting of the Governing Council was clear: inflation is expected to remain too low compared to the target, so more easing is necessary. Decisions in this respect should be announced at the meeting on 12 September.

### FRANCE

- Growth is slowing although the economy shows resilience. Households' consumption should get a boost from the tax cuts and the jobs recovery but inflation reduces purchasing power gains. Business investment dynamics remain favourable. The global backdrop is less supportive. A slight rise in core inflation is appearing but remains to be confirmed.

### INTEREST RATES AND FX RATES

- In the US, we expect the Fed to cut rates twice in the second semester in reaction to a slowing economy, subdued inflation and heightened uncertainty. 2020 should see two more cuts. Treasury yields are to decline further in the coming months. Eventually, in the course of 2020 they should move up again in anticipation of a pick-up in growth.
- In the eurozone we expect that a comprehensive package of measures will be announced at the Governing Council meeting of 12 September. This will exert downward pressure on bond yields.
- No policy rate change expected in Japan.
- With the Fed and the ECB both in easing mode, we expect little change in EUR/USD even though euro's fair value is quite higher than current pricing. The yen should strengthen on the back of stable BoJ policy and high market volatility.

%	GDP Growth			Inflation		
	2018	2019 e	2020 e	2018	2019 e	2020 e
<b>Advanced</b>	<b>2.2</b>	<b>1.6</b>	<b>1.0</b>	<b>2.1</b>	<b>1.4</b>	<b>1.3</b>
United-States	2.9	2.2	1.5	2.4	1.8	1.8
Japan	0.8	1.2	0.2	1.0	0.6	0.3
United-Kingdom	1.4	1.1	0.6	2.5	1.9	1.8
<b>Euro Area</b>	<b>1.9</b>	<b>1.1</b>	<b>0.7</b>	<b>1.8</b>	<b>1.1</b>	<b>0.8</b>
Germany	1.4	0.4	0.2	1.9	1.4	1.0
France	1.7	1.2	1.0	2.1	1.2	1.0
Italy	0.7	0.1	0.0	1.2	0.6	0.5
Spain	2.6	2.2	1.6	1.7	0.8	0.7
<b>Emerging</b>	<b>4.4</b>	<b>3.8</b>	<b>4.2</b>	<b>4.7</b>	<b>4.8</b>	<b>4.5</b>
China	6.6	5.9	5.6	2.1	2.4	2.8
India*	6.8	6.5	6.3	2.9	3.0	3.3
Brazil	1.1	0.5	2.0	3.7	3.7	3.5
Russia	2.3	1.2	2.0	2.9	4.8	3.8

Source : BNP Paribas Group Economic Research (e: Estimates & forecasts)

\* Fiscal year from April 1st of year n to March 31st of year n+1

Interest rates, %	2019				2018	2019e	2020e
	Q1	Q2	Q3e	Q4e			
<b>US</b>							
Fed Funds	2.50	2.50	2.00	1.75	2.50	1.75	1.25
Libor 3m \$	2.60	2.32	1.90	1.70	2.81	1.70	1.25
T-Notes 10y	2.42	2.00	1.35	1.00	2.69	1.00	1.50
<b>Ezone</b>							
Deposit rate (%)	-0.40	-0.40	-0.50	-0.60	-0.40	-0.60	-0.60
Bund 10y	-0.07	-0.32	-0.50	-0.80	0.25	-0.80	-0.50
OAT 10y	0.26	-0.01	-0.20	-0.55	0.71	-0.55	-0.30
<b>UK</b>							
Base rate	0.75	0.75	0.75	0.75	0.75	0.75	0.75
Gilts 10y	1.00	0.84	0.75	0.55	1.27	0.55	0.75
<b>Japan</b>							
BoJ Rate	-0.06	-0.08	-0.10	-0.10	-0.07	-0.10	-0.10
JGB 10y	-0.09	-0.16	-0.30	-0.40	0.00	-0.40	-0.25

Source : BNP Paribas GlobalMarkets (e: Forecasts)

Exchange Rates	2019				2018	2019e	2020e
	Q1	Q2	Q3e	Q4e			
<b>USD</b>							
EUR / USD	1.12	1.14	1.10	1.11	1.14	1.11	1.14
USD / JPY	111	108	105	102	110	102	96
GBP / USD	1.30	1.27	1.20	1.23	1.27	1.23	1.36
USD / CHF	1.00	0.98	0.99	0.99	0.99	0.99	1.00
<b>EUR</b>							
EUR / GBP	0.85	0.89	0.92	0.90	0.90	0.90	0.84
EUR / CHF	1.12	1.11	1.09	1.10	1.13	1.10	1.14
EUR / JPY	124	123	116	113	125	113	109

Source : BNP Paribas GlobalMarkets (e: Forecasts)





# GROUP ECONOMIC RESEARCH

**William De Vijlder**  
Chief Economist

+33 1 55 77 47 31 [william.devijlder@bnpparibas.com](mailto:william.devijlder@bnpparibas.com)

## ADVANCED ECONOMIES AND STATISTICS

**Jean-Luc Proutat**

Head – United States, United Kingdom

+33 1 58 16 73 32 [jeanluc.proutat@bnpparibas.com](mailto:jeanluc.proutat@bnpparibas.com)

**Hélène Baudchon**

France – Labour markets

+33 1 58 16 03 63 [helene.baudchon@bnpparibas.com](mailto:helene.baudchon@bnpparibas.com)

**Louis Boisset**

European Central Bank watch, Euro area global view, Japan

+33 1 57 43 02 91 [louis.boisset@bnpparibas.com](mailto:louis.boisset@bnpparibas.com)

**Frédérique Cerisier**

Euro area (European governance and public finances), Spain, Portugal

+33 1 43 16 95 52 [frederique.cerisier@bnpparibas.com](mailto:frederique.cerisier@bnpparibas.com)

**Catherine Stephan**

Nordic countries – World trade – Education, health, social conditions

+33 1 55 77 71 89 [catherine.stephan@bnpparibas.com](mailto:catherine.stephan@bnpparibas.com)

**Raymond Van Der Putten**

Germany, Netherlands, Austria, Switzerland – Energy, climate – Long-term projections

+33 1 42 98 53 99 [raymond.vanderputten@bnpparibas.com](mailto:raymond.vanderputten@bnpparibas.com)

**Tarik Rharrab**

Statistics

+33 1 43 16 95 56 [tarik.rharrab@bnpparibas.com](mailto:tarik.rharrab@bnpparibas.com)

## BANKING ECONOMICS

**Laurent Quignon**

Head

+33 1 42 98 56 54 [laurent.quignon@bnpparibas.com](mailto:laurent.quignon@bnpparibas.com)

**Laure Baquero**

+ 33 1 43 16 95 50 [laure.baquero@bnpparibas.com](mailto:laure.baquero@bnpparibas.com)

**Céline Choulet**

+33 1 43 16 95 54 [celine.choulet@bnpparibas.com](mailto:celine.choulet@bnpparibas.com)

**Thomas Humblot**

+ 33 1 40 14 30 77 [thomas.humblot@bnpparibas.com](mailto:thomas.humblot@bnpparibas.com)

## EMERGING ECONOMIES AND COUNTRY RISK

**François Faure**

Head

+33 1 42 98 79 82 [francois.faure@bnpparibas.com](mailto:francois.faure@bnpparibas.com)

**Christine Peltier**

Deputy Head – Greater China, Vietnam, South Africa

+33 1 42 98 56 27 [christine.peltier@bnpparibas.com](mailto:christine.peltier@bnpparibas.com)

**Stéphane Alby**

Africa (French-speaking countries)

+33 1 42 98 02 04 [stephane.alby@bnpparibas.com](mailto:stephane.alby@bnpparibas.com)

**Sylvain Bellefontaine**

Turkey, Ukraine, Central European countries

+33 1 42 98 26 77 [sylvain.bellefontaine@bnpparibas.com](mailto:sylvain.bellefontaine@bnpparibas.com)

**Sara Confalonieri**

Africa (Portuguese & English-speaking countries)

+33 1 42 98 43 86 [sara.confalonieri@bnpparibas.com](mailto:sara.confalonieri@bnpparibas.com)

**Pascal Devaux**

Middle East, Balkan countries

+33 1 43 16 95 51 [pascal.devaux@bnpparibas.com](mailto:pascal.devaux@bnpparibas.com)

**Hélène Drouot**

Korea, Thailand, Philippines, Mexico, Andean countries

+33 1 42 98 33 00 [helene.drouot@bnpparibas.com](mailto:helene.drouot@bnpparibas.com)

**Salim Hammad**

Latin America

+33 1 42 98 74 26 [salim.hammad@bnpparibas.com](mailto:salim.hammad@bnpparibas.com)

**Johanna Melka**

India, South Asia, Russia, Kazakhstan, CIS

+33 1 58 16 05 84 [johanna.melka@bnpparibas.com](mailto:johanna.melka@bnpparibas.com)

## CONTACT MEDIA

**Michel Bernardini**

+33 1 42 98 05 71 [michel.bernardini@bnpparibas.com](mailto:michel.bernardini@bnpparibas.com)



**BNP PARIBAS**

The bank  
for a changing  
world

# OUR PUBLICATIONS



## CONJONCTURE

Structural or in news flow, two issues analysed in depth



## EMERGING

Analyses and forecasts for a selection of emerging economies



## PERSPECTIVES

Analyses and forecasts for the main countries, emerging or developed



## ECOFASH

Data releases, major economic events. Our detailed views...



## ECOWEEK

Weekly economic news and much more...



## ECOTV

In this monthly web TV, our economists make sense of economic news



## ECOTV WEEK

What is the main event this week? The answer is in your two minutes of economy

The information and opinions contained in this report have been obtained from, or are based on, public sources believed to be reliable, but no representation or warranty, express or implied, is made that such information is accurate, complete or up to date and it should not be relied upon as such. This report does not constitute an offer or solicitation to buy or sell any securities or other investment. It does not constitute investment advice, nor financial research or analysis. Information and opinions contained in the report are not to be relied upon as authoritative or taken in substitution for the exercise of judgement by any recipient; they are subject to change without notice and not intended to provide the sole basis of any evaluation of the instruments discussed herein. Any reference to past performance should not be taken as an indication of future performance. To the fullest extent permitted by law, no BNP Paribas group company accepts any liability whatsoever (including in negligence) for any direct or consequential loss arising from any use of or reliance on material contained in this report. All estimates and opinions included in this report are made as of the date of this report. Unless otherwise indicated in this report there is no intention to update this report. BNP Paribas SA and its affiliates (collectively "BNP Paribas") may make a market in, or may, as principal or agent, buy or sell securities of any issuer or person mentioned in this report or derivatives thereon. BNP Paribas may have a financial interest in any issuer or person mentioned in this report, including a long or short position in their securities and/or options, futures or other derivative instruments based thereon. Prices, yields and other similar information included in this report are included for information purposes. Numerous factors will affect market pricing and there is no certainty that transactions could be executed at these prices. BNP Paribas, including its officers and employees may serve or have served as an officer, director or in an advisory capacity for any person mentioned in this report. BNP Paribas may, from time to time, solicit, perform or have performed investment banking, underwriting or other services (including acting as adviser, manager, underwriter or lender) within the last 12 months for any person referred to in this report. BNP Paribas may be a party to an agreement with any person relating to the production of this report. BNP Paribas, may to the extent permitted by law, have acted upon or used the information contained herein, or the research or analysis on which it was based, before its publication. BNP Paribas may receive or intend to seek compensation for investment banking services in the next three months from or in relation to any person mentioned in this report. Any person mentioned in this report may have been provided with sections of this report prior to its publication in order to verify its factual accuracy.

BNP Paribas is incorporated in France with limited liability. Registered Office 16 Boulevard des Italiens, 75009 Paris. This report was produced by a BNP Paribas group company. This report is for the use of intended recipients and may not be reproduced (in whole or in part) or delivered or transmitted to any other person without the prior written consent of BNP Paribas. By accepting this document you agree to be bound by the foregoing limitations.

Certain countries within the European Economic Area:

This report has been approved for publication in the United Kingdom by BNP Paribas London Branch. BNP Paribas London Branch is authorised and supervised by the Autorité de Contrôle Prudentiel and authorised and subject to limited regulation by the Financial Services Authority. Details of the extent of our authorisation and regulation by the Financial Services Authority are available from us on request.

This report has been approved for publication in France by BNP Paribas SA. BNP Paribas SA is incorporated in France with Limited Liability and is authorised by the Autorité de Contrôle Prudentiel (ACP) and regulated by the Autorité des Marchés Financiers (AMF). Its head office is 16, boulevard des Italiens 75009 Paris, France.

This report is being distributed in Germany either by BNP Paribas London Branch or by BNP Paribas Niederlassung Frankfurt am Main, a branch of BNP Paribas S.A. whose head office is in Paris, France. BNP Paribas S.A. – Niederlassung Frankfurt am Main, Europa Allee 12, 60327 Frankfurt is authorised and supervised by the Autorité de Contrôle Prudentiel and it is authorised and subject to limited regulation by the Bundesanstalt für Finanzdienstleistungsaufsicht (BaFin).

**United States:** This report is being distributed to US persons by BNP Paribas Securities Corp., or by a subsidiary or affiliate of BNP Paribas that is not registered as a US broker-dealer. BNP Paribas Securities Corp., a subsidiary of BNP Paribas, is a broker-dealer registered with the U.S. Securities and Exchange Commission and a member of the Financial Industry Regulatory Authority and other principal exchanges. BNP Paribas Securities Corp. accepts responsibility for the content of a report prepared by another non-U.S. affiliate only when distributed to U.S. persons by BNP Paribas Securities Corp.

**Japan:** This report is being distributed in Japan by BNP Paribas Securities (Japan) Limited or by a subsidiary or affiliate of BNP Paribas not registered as a financial instruments firm in Japan, to certain financial institutions defined by article 17-3, item 1 of the Financial Instruments and Exchange Law Enforcement Order. BNP Paribas Securities (Japan) Limited is a financial instruments firm registered according to the Financial Instruments and Exchange Law of Japan and a member of the Japan Securities Dealers Association and the Financial Futures Association of Japan. BNP Paribas Securities (Japan) Limited accepts responsibility for the content of a report prepared by another non-Japan affiliate only when distributed to Japanese based firms by BNP Paribas Securities (Japan) Limited. Some of the foreign securities stated on this report are not disclosed according to the Financial Instruments and Exchange Law of Japan.

**Hong Kong:** This report is being distributed in Hong Kong by BNP Paribas Hong Kong Branch, a branch of BNP Paribas whose head office is in Paris, France. BNP Paribas Hong Kong Branch is registered as a Licensed Bank under the Banking Ordinance and regulated by the Hong Kong Monetary Authority. BNP Paribas Hong Kong Branch is also a Registered Institution regulated by the Securities and Futures Commission for the conduct of Regulated Activity Types 1, 4 and 6 under the Securities and Futures Ordinance.

Some or all the information reported in this document may already have been published on <https://globalmarkets.bnpparibas.com>

© BNP Paribas (2015). All rights reserved.

POUR RECEVOIR NOS PUBLICATIONS

VOUS POUVEZ VOUS ABONNER SUR NOTRE SITE ONGLET ABONNEMENT <http://economic-research.bnpparibas.com>

ET

NOUS SUIVRE SUR LINKEDIN <https://www.linkedin.com/showcase/bnp-paribas-economic-research/> OU TWITTER [https://twitter.com/EtudesEco\\_BNPP](https://twitter.com/EtudesEco_BNPP)

© BNP Paribas (2015). All rights reserved.  
 Prepared by Economic Research – BNP PARIBAS  
 Registered Office: 16 boulevard des Italiens – 75009 PARIS  
 Tel: +33 (0) 1.42.98.12.34 – Internet : [www.group.bnpparibas.com](http://www.group.bnpparibas.com)  
 Publisher: Jean Lemierre. Editor: William De Vijlder



BNP PARIBAS

The bank  
for a changing  
world