

ECOWEEK

No. 19-10, 8 March 2019

Federal Reserve: monetary policy self-assessment

■ The Federal Reserve will conduct a review of its monetary policy framework and the conclusions will be made public in the first half of 2020 ■ Three questions will be addressed: should the monetary policy stance take into account past misses of the inflation objective? Are the tools adequate? How can communication be improved? ■ The initiative should be welcomed because it shows the Fed's efforts for being ready when the next recession hits ■ Facing similar challenges, the ECB is likely to be interested in the outcome of the Fed research.

It had already been announced last November, but the recent communication has shed light on how the Federal Reserve intends to "conduct a comprehensive review of the strategies, tools, and communications practices we use to pursue our congressionally assigned goals for monetary policy"¹.

As explained by Fed Vice-Chairman Clarida in a recent speech², three questions will be addressed. The first is whether the Federal Reserve can meet its statutory objectives with its existing monetary policy strategy or whether it should take into account past misses of its inflation objective in setting its policy stance. The second question concerns whether the toolkit is adequate or whether it should be expanded. The third question will analyse how the communication by the central bank can be improved. This question echoes the insistence of Chairman Powell to adopt a "plain English" approach in communication so as to make sure that the Fed's thinking and policy are clear for everybody.

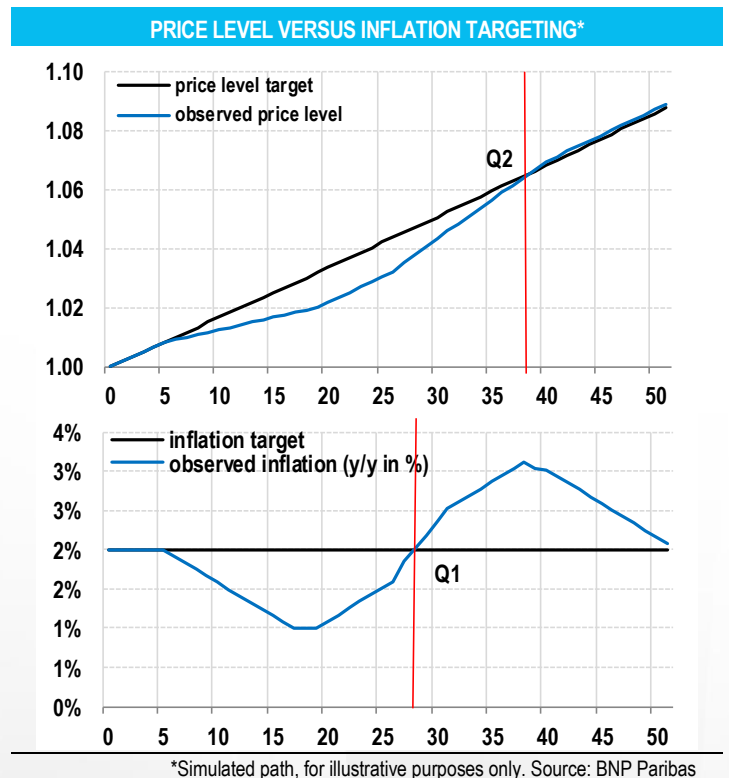
Recent research by Reuters has shown that the level of complexity has continued to decline under Powell, a trend that had already started while Janet Yellen was Fed Chair³. Interestingly, as another illustration of an effort to being well tuned-in with American society, the Federal Reserve will conduct several town hall style meetings to underpin its strategy review.

.../...

¹ Federal Reserve chairman Powell on the occasion of the presentation of the Semi-annual Monetary Policy Report to the Congress before the Committee on Banking, Housing, and Urban Affairs of the U.S. Senate, 26 February 2019

² Richard H. Clarida, *The Federal Reserve's Review of Its Monetary Policy Strategy, Tools, and Communication Practices*, remarks at the 2019 U.S. Monetary Policy Forum, sponsored by the Initiative on Global Markets at the University of Chicago Booth School of Business, 22 February 2019

³ *You don't need a PhD anymore to read Fed's statements*, Jason Lange, Reuters Business News, 27 February 2019. The author quite rightly observes that reduced complexity may also reflect that the current policy stance is easier to explain



p. 3

Markets Overview

p. 4

Pulse & Calendar

p. 5

Economic scenario

ECONOMIC RESEARCH DEPARTMENT



BNP PARIBAS

The bank
for a changing
world

Eco
WEEK

Communication style is important but, clearly, contents is even more important. So, during the review process, attention of market participants will inevitably focus on the first two questions. The question whether a central bank should take into account inflation misses in setting its policy stance is not new. It boils down to a choice between price level targeting and inflation targeting. Under the latter, prolonged undershooting the inflation target in the past does not per se influence the future stance of monetary policy which, with respect to inflation, only seeks to see it returning to its target. Under price level targeting, the central bank aims for a moving target (the targeted price level increases every year in line with the inflation objective) which implies that an inflation undershoot will need to be made up later by an inflation overshooting: once inflation has been below target for a while, the central bank commits to overshoot its target as long as necessary by keeping a very accommodative policy stance. In the chart, this means that under inflation targeting, the central bank would consider it is “mission accomplished” at T1, whereas under price level targeting, this would only be the case at T2. In a recent blogpost, former Fed chairman Bernanke⁴ has, using model-based simulations, demonstrated the merits of such an approach. For it to be effective, it is sufficient that the policy is credible with financial market participants. In that case, the entire yield curve would be “lower for longer” and this would jump start a recovery. As a caveat, if this policy is not credible with households and companies, the inflation overshoot could cause an unanchoring of inflation expectations, making it more difficult to get a grip in inflation.

These issues show the complexity of a price targeting approach. In addition, one wonders what eventually it would entail in terms of risk of financial market bubbles and volatility. “Low rates for longer” means that risky assets (equities, corporate bonds, real estate) would reach higher valuation levels under the belief that monetary policy would remain expansionary as long as the cumulative inflation shortfall hasn’t been corrected. One can imagine how markets would react when the price level gap is about to be closed (around T2 in the chart) considering this would fuel expectations of an accelerated policy normalisation, i.e. tightening. Years of quantitative easing have raised concerns about financial stability risks. Prolonged inflation overshooting to correct for the past inflation shortfall could make things even more challenging.

Considering that, in the case of inflation targeting, a persistent undershoot of the 2% inflation target could cause inflation expectations to drift lower, thereby reducing the ability of monetary policy to stimulate activity because nominal interest rates would structurally be lower, Federal Reserve Bank of New York CEO and President, John Williams, has recently said being pleased that the

Fed is undertaking a review of its policy framework⁵. Interestingly, he also showed that the cyclically sensitive components of the price index had behaved normally in the current expansion. These components are less subject to measurement errors and non-cyclical factors such as supply shocks, globalisation and changing market structure. This raises an important question however: if one accepts that cyclically sensitive inflation is behaving normally, this would mean that the inertia in overall inflation, despite the disappearance of slack, essentially reflects the role of supply factors. In this case, should monetary policy strive to compensate for these supply factors? Would it be able? Would this entail an overshooting of cyclically sensitive inflation? These questions illustrate the complexity of conducting a monetary policy based on inflation targeting when changes on the supply side have altered the price dynamics in certain sectors, in particular the goods producing ones.

Notwithstanding the questions raised by inflation versus price level targeting, the comprehensive review of strategies, tools and communications practices should be welcomed, if only because it shows that the Federal Reserve wants to be ready when the next recession hits and to be in a position, if necessary and warranted, to adapt its strategy and toolkit. The discussion is interesting from a eurozone perspective as well. After all, the Fed and the ECB share many challenges (low rates, a large balance sheet, inflation undershooting). As European rates are lower, the challenge facing the ECB looks even bigger. It is interesting that the Fed, which has a symmetric objective (implying that it would accept some inflation overshooting), is about to start a reflection on whether it should commit to prolonged overshooting to make up for past inflation misses. The conclusions should be followed in Frankfurt with great interest, all the more so considering that the ECB has an asymmetric inflation objective and hence is reluctant to accept a temporary overshooting.

William De Vijlder

⁴ Ben Bernanke, *Evaluating lower-for-longer policies: Temporary price-level targeting*, Brookings, 21 February 2019

⁵ John C. Williams, Discussion of ‘Prospects for Inflation in a High Pressure Economy: Is the Phillips Curve Dead or Is It Just Hibernating?’ by Peter Hooper, Frederic S. Mishkin, and Amir Sufi, Remarks at the U.S. Monetary Policy Forum, New York City, 22 February 2019



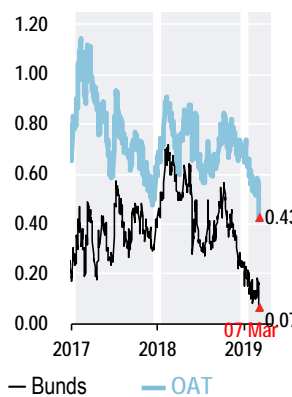
Markets overview

The essentials

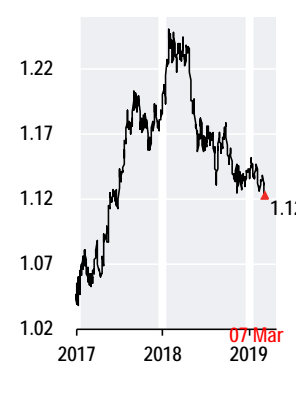
Week 1-3 19 > 7-3-19

↗ CAC 40	5 265	▶ 5 268	+0.1 %
↘ S&P 500	2 804	▶ 2 749	-2.0 %
↗ Volatility (VIX)	13.6	▶ 16.6	+3.0 pb
↗ Euribor 3M (%)	-0.31	▶ -0.31	+0.2 bp
↘ Libor \$ 3M (%)	2.60	▶ 2.59	-0.4 bp
↘ OAT 10y (%)	0.59	▶ 0.43	-15.9 bp
↘ Bund 10y (%)	0.19	▶ 0.07	-12.0 bp
↘ US Tr. 10y (%)	2.76	▶ 2.64	-11.9 bp
↘ Euro vs dollar	1.14	▶ 1.12	-1.4 %
↘ Gold (ounce, \$)	1 304	▶ 1 286	-1.4 %
↗ Oil (Brent, \$)	65.2	▶ 66.0	+1.2 %

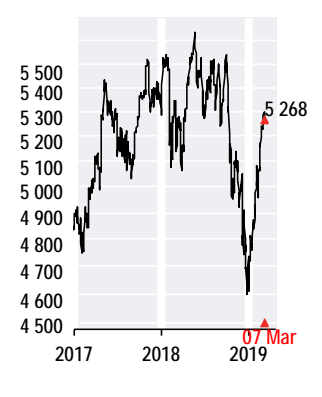
10y bond yield, OAT vs Bund



Euro-dollar



CAC 40



Money & Bond Markets

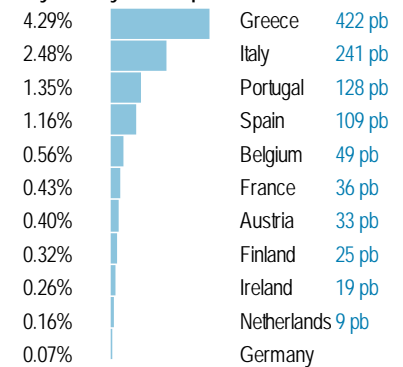
Interest Rates	highest' 19	lowest' 19
€ ECB	0.00 at 01/01	0.00 at 01/01
Eonia	-0.36 at 01/01	-0.37 at 26/02
Euribor 3M	-0.31 at 24/01	-0.31 at 02/01
Euribor 12M	-0.11 at 06/02	-0.12 at 02/01
\$ FED	2.50 at 01/01	2.50 at 01/01
Libor 3M	2.59 at 01/01	2.59 at 06/03
Libor 12M	2.89 at 21/01	2.86 at 28/02
£ BoE	0.75 at 01/01	0.75 at 01/01
Libor 3M	0.84 at 29/01	0.84 at 06/03
Libor 12M	1.13 at 11/01	1.12 at 20/02

At 7-3-19

Yield (%)	highest' 19	lowest' 19
€ AVG 5-7y	0.54 at 09/01	0.45 at 26/02
Bund 2y	-0.57 at 05/03	-0.62 at 03/01
Bund 10y	0.07 at 01/01	0.07 at 07/03
OAT 10y	0.43 at 08/01	0.43 at 07/03
Corp. BBB	1.64 at 08/01	1.64 at 07/03
\$ Treas. 2y	2.46 at 18/01	2.39 at 03/01
Treas. 10y	2.64 at 18/01	2.55 at 03/01
Corp. BBB	4.27 at 01/01	4.27 at 07/03
£ Treas. 2y	0.72 at 27/02	0.68 at 03/01
Treas. 10y	1.17 at 18/01	1.14 at 14/02

At 7-3-19

10y bond yield & spreads



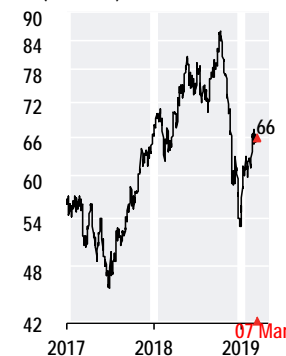
Commodities

Spot price in dollars	lowest' 19	2019(€)
Oil, Brent	66.0 at 01/01	+26.4%
Gold (ounce)	1 286 at 21/01	+2.1%
Metals, LMEX	3 010 at 03/01	+9.4%
Copper (ton)	6 460 at 03/01	+10.5%
CRB Foods	324 at 07/03	+1.8%
wheat (ton)	171 at 07/03	-11.7%
Corn (ton)	132 at 28/02	-1.2%

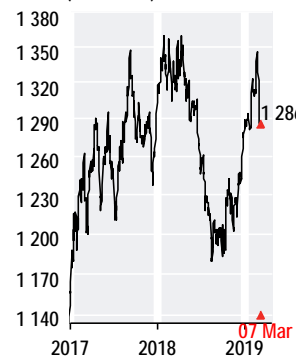
At 7-3-19

Variations

Oil (Brent, \$)



Gold (Ounce, \$)



CRB Foods



Exchange Rates

1€ =	highest' 19	lowest' 19	2019
USD	1.15 at 10/01	1.12 at 07/03	-1.7%
GBP	0.90 at 03/01	0.85 at 27/02	-4.6%
CHF	1.14 at 05/02	1.12 at 02/01	+0.5%
JPY	127.43 at 01/03	122.54 at 03/01	-0.1%
AUD	1.63 at 03/01	1.57 at 31/01	-1.6%
CNY	7.87 at 09/01	7.53 at 07/03	-4.0%
BRL	4.43 at 01/01	4.18 at 31/01	-1.9%
RUB	79.30 at 01/01	74.15 at 12/02	-6.2%
INR	82.00 at 04/02	78.67 at 07/03	-1.4%

At 7-3-19

Variations

Equity indices

Index	highest' 19	lowest' 19	2019	2019(€)
CAC 40	5 298 at 05/03	4 611 at 03/01	+11.4%	+11.4%
S&P500	2 804 at 01/03	2 448 at 03/01	+9.7%	+11.6%
DAX	11 621 at 05/03	10 417 at 03/01	+9.1%	+9.1%
Nikkei	21 822 at 04/03	19 562 at 04/01	+7.2%	+7.3%
China*	83 at 06/03	68 at 03/01	+16.3%	+18.2%
India*	566 at 07/03	530 at 19/02	+1.9%	+3.4%
Brazil*	2 071 at 04/02	1 944 at 01/01	+6.4%	+8.4%
Russia*	654 at 05/02	572 at 01/01	+5.3%	+11.5%

At 7-3-19

Variations

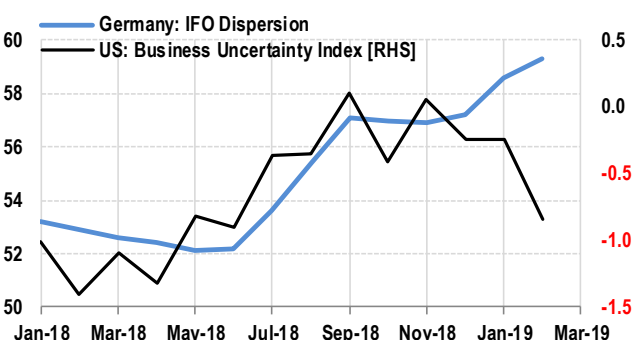
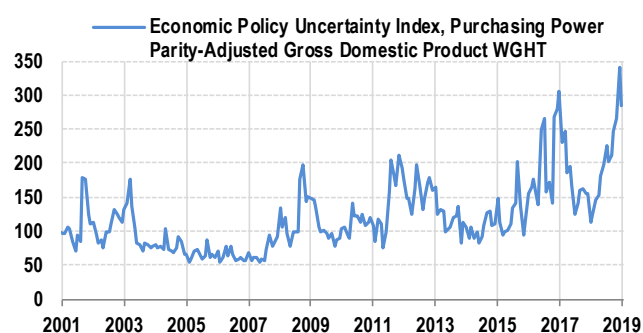
* MSCI index



Pulse

Uncertainty: a moderate decline

When households (companies) feel more uncertain, they will spend (invest) less. After a jump last year, the number of media articles mentioning uncertainty, has declined somewhat recently (top left chart). Uncertainty based on company surveys has eased in the US. In Germany it continues to rise (top right). Uncertainty as measured by the dispersion of individual stock returns has declined since the start of the year.



volatility = 60-day moving average of the cross-sectional standard deviation of daily returns of the index constituents

Source: Economic Policy Uncertainty, Bloomberg, IFO, Atlanta Fed, BNP Paribas

Indicators preview

A rather light week ahead of us in terms of data. We will have consumer price numbers in several countries (France, Germany, the eurozone, the US) and producer prices in the US. In France the labour market data for Q4 2018 and the Banque de France industrial sentiment index for February will be published. In the US, small business sentiment and University of Michigan sentiment will be released but particular attention will go to the retail sales, after the disappointment about the most recent numbers. The Bank of Japan will hold its regular policy meeting.

Date	Country/Region	Event	Period	Prior
03/11/2019	France	Bank of France Ind. Sentiment	Feb	--
03/12/2019	France	Total Payrolls	4Q	0.1%
03/12/2019	United Kingdom	Industrial Production MoM	Jan	--
03/12/2019	United States	NFIB Small Business Optimism	Feb	--
03/12/2019	United States	CPI Ex Food and Energy MoM	Feb	--
03/13/2019	Eurozone	Industrial Production SA MoM	Jan	--
03/13/2019	United States	PPI Ex Food and Energy MoM	Feb	--
03/14/2019	Germany	CPI EU Harmonized MoM	Feb	--
03/14/2019	France	CPI EU Harmonized MoM	Feb	--
03/14/2019	United States	Retail Sales Control Group	Feb	--
03/15/2019	Eurozone	CPI MoM	Feb	--
03/15/2019	United States	Industrial Production MoM	Feb	--
03/15/2019	United States	U. of Mich. Sentiment	Mar	--
03/15/2019	Japan	BOJ Policy Balance Rate	March-15	-0.100%



Economic scenario

UNITED STATES

- Growth is expected to slow to 2.1% this year. Trade war uncertainty acts as a drag, the housing market is softening, corporate investment should slow, as well as exports in reaction to the past strengthening of the dollar against a broad range of currencies.
- Core inflation remains well under control and has eased a bit.
- Following the dovish message from the January FOMC meeting, markets are pricing in a policy easing in the course of 2020.

CHINA

- Economic growth is slowing due to both structural and cyclical reasons. The export outlook is significantly darkened by US tariff hikes. Private domestic demand should be affected by the knock-on effect of the worsening performance of the export manufacturing sector, the slowdown of retail sales and the continued moderation in the property market.
- In order to contain the slowdown, the central bank is easing liquidity and credit conditions. At the same time, the reduction in financial instability risks via regulatory tightening should remain a top policy priority. Fiscal policy is also turning expansionary (tax cuts, increased infrastructure spending).

EUROZONE

- The slowdown is becoming increasingly evident, especially in the German economy, which has suffered from one-off factors but also from a slowdown of exports to China. Capacity constraints also play a role. Business expectations continue to decline. Italy has now entered a technical recession with quarterly growth negative in the third and fourth quarter of 2018.
- Inflation is now expected to decelerate following the past drop in the oil price, while core CPI is hardly moving. The growth slowdown also implies that the pick-up in core inflation should be slower than expected until recently. We do not expect the ECB to move rates this year (see below).

FRANCE

- Growth is slowing although the economy should show some resilience. Households' consumption should get a boost from the tax cuts and the jobs recovery but inflation reduces purchasing power gains. Business investment dynamics remain favourable. The global backdrop is less supportive. A slight rise in core inflation is appearing but remains to be confirmed.

INTEREST RATES AND FX RATES

- In the US, the Fed has announced to be patient before deciding on any change in its policy. We expect one rate increase this year, in June. We have changed the forecast for 10 year treasury yields and now expect a yield of 3.00% by mid-year and 2.80% at the end of the year.
- We no longer expect changes in the ECB policy rates this year. We have changed the forecast for 10 year Bund yields and now expect a yield of 0.30% by mid-year and 0.40% at the end of the year.
- No change expected in Japan.
- The prospect of a narrowing bond yield differential between the US and the eurozone should cause a strengthening of the euro, all the more so considering it is still below its long-term fair value (around 1.34).

%	GDP Growth			Inflation		
	2018 e	2019 e	2020 e	2018 e	2019 e	2020 e
Advanced	2.2	1.5	1.2	2.0	1.6	1.7
United-States	2.9	2.1	1.5	2.4	1.8	2.0
Japan	0.7	0.4	0.3	1.0	1.0	1.5
Euro Area	1.8	1.0	1.1	1.8	1.4	1.4
Germany	1.4	0.9	1.1	1.9	1.6	1.6
France	1.5	1.2	1.2	2.1	1.3	1.6
Italy	0.8	0.1	0.5	1.3	1.0	1.0
Spain	2.5	2.1	1.7	1.7	1.0	1.3
Emerging	5.9	5.8	5.8	2.7	2.9	3.1
China	6.6	6.2	6.0	2.1	1.9	2.5
India	7.4	7.6	7.8	3.8	4.0	4.1
Brazil	1.3	3.0	2.5	3.7	3.8	3.6
Russia	1.7	1.5	1.8	2.8	5.1	4.1

Source : BNP Paribas Group Economic Research (e: Estimates & forecasts)

Interest rates, %		2019				2018	2019e	2020e
End of period		Q1e	Q2e	Q3e	Q4e			
US	Fed Funds	2,50	2,75	2,75	2,75	2,25	2,75	2,75
	Libor 3m \$	2,80	3,05	3,05	3,00	2,81	3,00	3,00
	T-Notes 10y	2,80	3,00	2,80	2,80	2,69	2,80	2,50
Ezone	ECB Refi	0,00	0,00	0,00	0,00	0,00	0,00	0,00
	Euribor 3m	-0,30	-0,30	-0,30	-0,30	-0,31	-0,30	-0,25
	Bund 10y	0,20	0,30	0,35	0,40	0,25	0,40	0,40
	OAT 10y	0,65	0,65	0,65	0,70	0,71	0,70	0,70
UK	Base rate	0,75	1,00	1,00	1,25	0,75	1,25	1,25
	Gilts 10y	1,70	1,85	2,00	2,10	1,27	2,10	2,10
Japan	BoJ Rate	-0,10	-0,10	-0,10	-0,10	-0,07	-0,10	-0,10
	JGB 10y	0,00	0,00	0,00	-0,05	0,00	-0,05	-0,20

Source : BNP Paribas GlobalMarkets (e: Forecasts)

Exchange Rates		2019				2018	2019e	2020e
End of period		Q1e	Q2e	Q3e	Q4e			
USD	EUR / USD	1,15	1,17	1,21	1,25	1,13	1,25	1,34
	USD / JPY	110	108	105	100	110	100	90
	GBP / USD	1,32	1,36	1,41	1,47	1,26	1,47	1,58
	USD / CHF	1,01	1,00	0,98	0,96	0,99	0,96	0,93
EUR	EUR / GBP	0,87	0,86	0,86	0,85	0,90	0,85	0,85
	EUR / CHF	1,16	1,17	1,18	1,20	1,13	1,20	1,25
	EUR / JPY	127	126	127	125	125	125	121

Source : BNP Paribas GlobalMarkets (e: Forecasts)



GROUP ECONOMIC RESEARCH

William De Vijlder
Chief Economist

+33 1 55 77 47 31 william.devijlder@bnpparibas.com

ADVANCED ECONOMIES AND STATISTICS

Jean-Luc Proutat

Head – United States, United Kingdom

+33 1 58 16 73 32 jeanluc.proutat@bnpparibas.com

Hélène Baudchon

France – Labour markets

+33 1 58 16 03 63 helene.baudchon@bnpparibas.com

Louis Boisset

European Central Bank watch, Euro area global view, Japan

+33 1 57 43 02 91 louis.boisset@bnpparibas.com

Frédérique Cerisier

Euro area (European governance and public finances), Spain, Portugal

+33 1 43 16 95 52 frederique.cerisier@bnpparibas.com

Catherine Stephan

Nordic countries – World trade – Education, health, social conditions

+33 1 55 77 71 89 catherine.stephan@bnpparibas.com

Raymond Van Der Putten

Germany, Netherlands, Austria, Switzerland – Energy, climate – Long-term projections

+33 1 42 98 53 99 raymond.vanderputten@bnpparibas.com

Tarik Rharrab

Statistics

+33 1 43 16 95 56 tarik.rharrab@bnpparibas.com

BANKING ECONOMICS

Laurent Quignon

Head

+33 1 42 98 56 54 laurent.quignon@bnpparibas.com

Laure Baquero

+ 33 1 43 16 95 50 laure.baquero@bnpparibas.com

Céline Choulet

+33 1 43 16 95 54 celine.choulet@bnpparibas.com

Thomas Humblot

+ 33 1 40 14 30 77 thomas.humblot@bnpparibas.com

EMERGING ECONOMIES AND COUNTRY RISK

François Faure

Head

+33 1 42 98 79 82 francois.faure@bnpparibas.com

Christine Peltier

Deputy Head – Greater China, Vietnam, other North Asian countries, South Africa

+33 1 42 98 56 27 christine.peltier@bnpparibas.com

Stéphane Alby

Africa (French-speaking countries)

+33 1 42 98 02 04 stephane.alby@bnpparibas.com

Sylvain Bellefontaine

Turkey, Ukraine, Central European countries

+33 1 42 98 26 77 sylvain.bellefontaine@bnpparibas.com

Sara Confalonieri

Africa (Portuguese & English-speaking countries)

+33 1 42 98 43 86 sara.confalonieri@bnpparibas.com

Pascal Devaux

Middle East, Balkan countries

+33 1 43 16 95 51 pascal.devaux@bnpparibas.com

Hélène Drouot

Korea, Thailand, Philippines, Mexico, Andean countries

+33 1 42 98 33 00 helene.drouot@bnpparibas.com

Salim Hammad

Latin America

+33 1 42 98 74 26 salim.hammad@bnpparibas.com

Johanna Melka

India, South Asia, Russia, Kazakhstan, CIS

+33 1 58 16 05 84 johanna.melka@bnpparibas.com

CONTACT MEDIA

Michel Bernardini

+33 1 42 98 05 71 michel.bernardini@bnpparibas.com



BNP PARIBAS

The bank
for a changing
world

OUR PUBLICATIONS



CONJONCTURE

Structural or in news flow, two issues analysed in depth



EMERGING

Analyses and forecasts for a selection of emerging economies



PERSPECTIVES

Analyses and forecasts for the main countries, emerging or developed



ECOFASH

Data releases, major economic events. Our detailed views...



ECOWEEK

Weekly economic news and much more...



ECOTV

In this monthly web TV, our economists make sense of economic news



ECOTV WEEK

What is the main event this week? The answer is in your two minutes of economy

The information and opinions contained in this report have been obtained from, or are based on, public sources believed to be reliable, but no representation or warranty, express or implied, is made that such information is accurate, complete or up to date and it should not be relied upon as such. This report does not constitute an offer or solicitation to buy or sell any securities or other investment. It does not constitute investment advice, nor financial research or analysis. Information and opinions contained in the report are not to be relied upon as authoritative or taken in substitution for the exercise of judgement by any recipient; they are subject to change without notice and not intended to provide the sole basis of any evaluation of the instruments discussed herein. Any reference to past performance should not be taken as an indication of future performance. To the fullest extent permitted by law, no BNP Paribas group company accepts any liability whatsoever (including in negligence) for any direct or consequential loss arising from any use of or reliance on material contained in this report. All estimates and opinions included in this report are made as of the date of this report. Unless otherwise indicated in this report there is no intention to update this report. BNP Paribas SA and its affiliates (collectively "BNP Paribas") may make a market in, or may, as principal or agent, buy or sell securities of any issuer or person mentioned in this report or derivatives thereon. BNP Paribas may have a financial interest in any issuer or person mentioned in this report, including a long or short position in their securities and/or options, futures or other derivative instruments based thereon. Prices, yields and other similar information included in this report are included for information purposes. Numerous factors will affect market pricing and there is no certainty that transactions could be executed at these prices. BNP Paribas, including its officers and employees may serve or have served as an officer, director or in an advisory capacity for any person mentioned in this report. BNP Paribas may, from time to time, solicit, perform or have performed investment banking, underwriting or other services (including acting as adviser, manager, underwriter or lender) within the last 12 months for any person referred to in this report. BNP Paribas may be a party to an agreement with any person relating to the production of this report. BNP Paribas, may to the extent permitted by law, have acted upon or used the information contained herein, or the research or analysis on which it was based, before its publication. BNP Paribas may receive or intend to seek compensation for investment banking services in the next three months from or in relation to any person mentioned in this report. Any person mentioned in this report may have been provided with sections of this report prior to its publication in order to verify its factual accuracy.

BNP Paribas is incorporated in France with limited liability. Registered Office 16 Boulevard des Italiens, 75009 Paris. This report was produced by a BNP Paribas group company. This report is for the use of intended recipients and may not be reproduced (in whole or in part) or delivered or transmitted to any other person without the prior written consent of BNP Paribas. By accepting this document you agree to be bound by the foregoing limitations.

Certain countries within the European Economic Area:

This report has been approved for publication in the United Kingdom by BNP Paribas London Branch. BNP Paribas London Branch is authorised and supervised by the Autorité de Contrôle Prudentiel and authorised and subject to limited regulation by the Financial Services Authority. Details of the extent of our authorisation and regulation by the Financial Services Authority are available from us on request.

This report has been approved for publication in France by BNP Paribas SA. BNP Paribas SA is incorporated in France with Limited Liability and is authorised by the Autorité de Contrôle Prudentiel (ACP) and regulated by the Autorité des Marchés Financiers (AMF). Its head office is 16, boulevard des Italiens 75009 Paris, France.

This report is being distributed in Germany either by BNP Paribas London Branch or by BNP Paribas Niederlassung Frankfurt am Main, a branch of BNP Paribas S.A. whose head office is in Paris, France. BNP Paribas S.A. – Niederlassung Frankfurt am Main, Europa Allee 12, 60327 Frankfurt is authorised and supervised by the Autorité de Contrôle Prudentiel and it is authorised and subject to limited regulation by the Bundesanstalt für Finanzdienstleistungsaufsicht (BaFin).

United States: This report is being distributed to US persons by BNP Paribas Securities Corp., or by a subsidiary or affiliate of BNP Paribas that is not registered as a US broker-dealer. BNP Paribas Securities Corp., a subsidiary of BNP Paribas, is a broker-dealer registered with the U.S. Securities and Exchange Commission and a member of the Financial Industry Regulatory Authority and other principal exchanges. BNP Paribas Securities Corp. accepts responsibility for the content of a report prepared by another non-U.S. affiliate only when distributed to U.S. persons by BNP Paribas Securities Corp.

Japan: This report is being distributed in Japan by BNP Paribas Securities (Japan) Limited or by a subsidiary or affiliate of BNP Paribas not registered as a financial instruments firm in Japan, to certain financial institutions defined by article 17-3, item 1 of the Financial Instruments and Exchange Law Enforcement Order. BNP Paribas Securities (Japan) Limited is a financial instruments firm registered according to the Financial Instruments and Exchange Law of Japan and a member of the Japan Securities Dealers Association and the Financial Futures Association of Japan. BNP Paribas Securities (Japan) Limited accepts responsibility for the content of a report prepared by another non-Japan affiliate only when distributed to Japanese based firms by BNP Paribas Securities (Japan) Limited. Some of the foreign securities stated on this report are not disclosed according to the Financial Instruments and Exchange Law of Japan.

Hong Kong: This report is being distributed in Hong Kong by BNP Paribas Hong Kong Branch, a branch of BNP Paribas whose head office is in Paris, France. BNP Paribas Hong Kong Branch is registered as a Licensed Bank under the Banking Ordinance and regulated by the Hong Kong Monetary Authority. BNP Paribas Hong Kong Branch is also a Registered Institution regulated by the Securities and Futures Commission for the conduct of Regulated Activity Types 1, 4 and 6 under the Securities and Futures Ordinance.

Some or all the information reported in this document may already have been published on <https://globalmarkets.bnpparibas.com>

© BNP Paribas (2015). All rights reserved.

POUR RECEVOIR NOS PUBLICATIONS

VOUS POUVEZ VOUS ABONNER SUR NOTRE SITE ONGLET ABONNEMENT <http://economic-research.bnpparibas.com>

ET

NOUS SUIVRE SUR LINKEDIN <https://www.linkedin.com/showcase/bnp-paribas-economic-research/> OU TWITTER https://twitter.com/EtudesEco_BNPP

© BNP Paribas (2015). All rights reserved.

Prepared by Economic Research – BNP PARIBAS

Registered Office: 16 boulevard des Italiens – 75009 PARIS

Tel: +33 (0) 1.42.98.12.34 – Internet :

www.group.bnpparibas.com

Publisher: Jean Lemierre. Editor: William De Vijlder



BNP PARIBAS

The bank
for a changing
world