

MARKETS OVERVIEW

OVERVIEW

Week 2-12-22 to 9-12-22

📉 CAC 40	6 742	▶ 6 678	-1.0 %
📉 S&P 500	4 072	▶ 3 934	-3.4 %
📈 Volatility (VIX)	19.1	▶ 22.8	+3.8 pb
📈 Euribor 3M (%)	1.98	▶ 2.01	+3.0 bp
📈 Libor \$ 3M (%)	4.73	▶ 4.73	+0.1 bp
📈 OAT 10y (%)	2.32	▶ 2.39	+7.0 bp
📈 Bund 10y (%)	1.86	▶ 1.93	+7.0 bp
📈 US Tr. 10y (%)	3.50	▶ 3.57	+6.5 bp
📈 Euro vs dollar	1.05	▶ 1.05	+0.6 %
📈 Gold (ounce, \$)	1 790	▶ 1 798	+0.5 %
📉 Oil (Brent, \$)	85.7	▶ 76.4	-10.9 %

Interest Rates

	highest 22	lowest 22	Yield (%)
€ ECB	2.00 at 02/11	0.00 at 03/01	2.64 at 28/09
Eonia	-0.51 at 03/01	-0.51 at 03/01	2.16 at 08/11
Euribor 3M	2.01 at 09/12	-0.58 at 05/01	1.93 at 21/10
Euribor 12M	2.86 at 28/11	-0.50 at 05/01	2.39 at 21/10
\$ FED	4.00 at 03/11	0.25 at 03/01	4.14 at 21/10
Libor 3M	4.73 at 30/11	0.21 at 03/01	4.43 at 07/11
Libor 12M	5.50 at 04/11	0.58 at 03/01	3.57 at 24/10
£ BoE	3.00 at 03/11	0.25 at 03/01	8.67 at 13/10
Libor 3M	3.76 at 09/12	0.26 at 03/01	3.49 at 27/09
Libor 12M	0.81 at 03/01	0.81 at 03/01	3.18 at 27/09

MONEY & BOND MARKETS

	highest 22	lowest 22	2022	2022(€)
€ AVG 5-7y	2.79 at 28/09	-0.04 at 03/01	-2.6%	+5.1%
Bund 2y	2.16 at 08/11	-0.83 at 04/03	-1.3%	+6.5%
Bund 10y	1.93 at 21/10	-0.14 at 24/01	-9.7%	-2.6%
OAT 10y	3.00 at 21/10	0.15 at 04/01	-12.7%	-5.8%
Corp. BBB	5.14 at 21/10	0.90 at 05/01	+7.7%	+16.2%
\$ Treas. 2y	4.43 at 07/11	0.70 at 04/01	+0.9%	+17.9%
Treas. 10y	3.57 at 24/10	1.63 at 03/01		
High Yield	8.67 at 13/10	5.07 at 03/01		
£ gilt. 2y	3.49 at 27/09	0.69 at 03/01		
gilt. 10y	3.18 at 27/09	0.97 at 03/01		

EXCHANGE RATES

1€ =	highest 22	lowest 22	2022
USD	1.15 at 10/02	0.96 at 27/09	-7.3%
GBP	0.86 at 28/09	0.83 at 14/04	+2.1%
CHF	0.98 at 10/02	0.95 at 28/09	-5.1%
JPY	143.98 at 26/10	125.37 at 04/03	+9.9%
AUD	1.55 at 04/02	1.43 at 25/08	-0.8%
CNY	7.49 at 28/11	6.75 at 14/07	+1.0%
BRL	5.51 at 06/01	4.98 at 03/11	-13.0%
RUB	66.01 at 07/03	55.60 at 26/09	-22.6%
INR	86.72 at 08/12	78.49 at 27/09	+2.6%

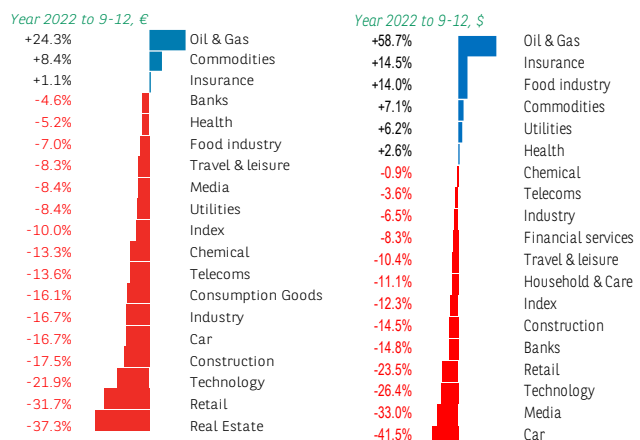
COMMODITIES

Spot price, \$	highest 22	lowest 22	2022	2022(€)
Oil, Brent	76.4 at 08/03	76.3 at 08/12	-2.6%	+5.1%
Gold (ounce)	1 798 at 08/03	1 628 at 03/11	-1.3%	+6.5%
Metals, LME	4 065 at 07/03	3 453 at 27/09	-9.7%	-2.6%
Copper (ton)	8 507 at 04/03	7 160 at 14/07	-12.7%	-5.8%
wheat (ton)	256 at 17/05	254 at 06/12	+7.7%	+16.2%
Corn (ton)	250 at 28/06	226 at 03/01	+0.9%	+17.9%

EQUITY INDICES

Index	highest 22	lowest 22	2022
World			
MSCI World	2 663 at 04/01	2 368 at 12/10	-17.6%
North America			
S&P500	3 934 at 03/01	3 577 at 12/10	-17.5%
Europe			
EuroStoxx50	3 943 at 05/01	3 279 at 29/09	-8.3%
CAC 40	6 678 at 05/01	5 677 at 29/09	-7.7%
DAX 30	14 371 at 05/01	11 976 at 29/09	-9.5%
IBEX 35	8 289 at 27/05	7 261 at 12/10	-9.5%
FTSE100	7 477 at 10/02	6 826 at 12/10	+0.1%
Asia			
MSCI, loc.	1 104 at 05/01	1 012 at 30/09	-0.3%
Nikkei	27 901 at 05/01	24 718 at 09/03	-3.1%
Emerging			
MSCI Emerging (\$)	978 at 12/01	843 at 24/10	-2.1%
China	86 at 20/01	47 at 31/10	-20.6%
India	795 at 13/01	699 at 17/06	+4.1%
Brazil	1 454 at 04/04	1 311 at 14/07	-4.9%

PERFORMANCE BY SECTOR (Eurostoxx50 & S&P500)

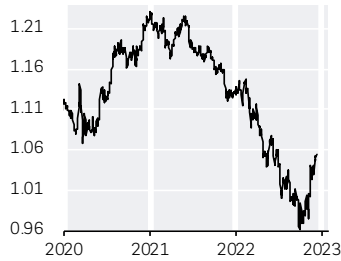


SOURCE: REFINITIV, BNP PARIBAS,

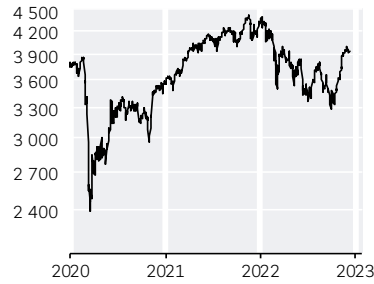


MARKETS OVERVIEW

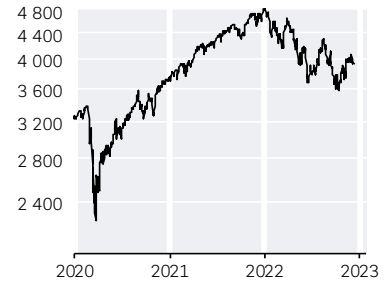
EURO-DOLLAR



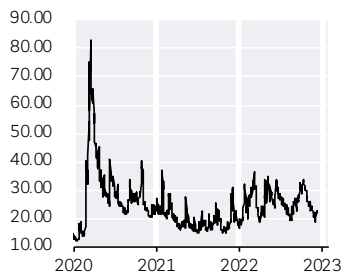
EUROSTOXX50



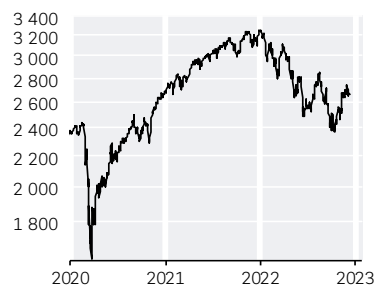
S&P500



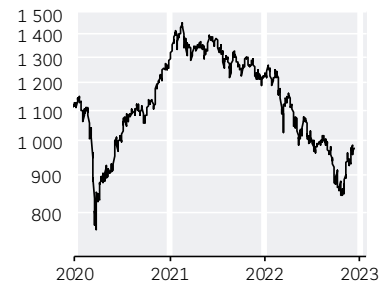
VOLATILITY (VIX, S&P500)



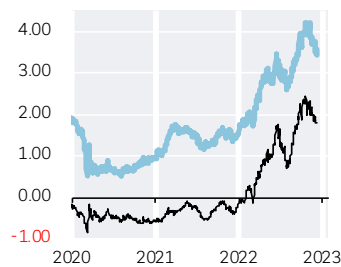
MSCI WORLD (USD)



MSCI EMERGING (USD)

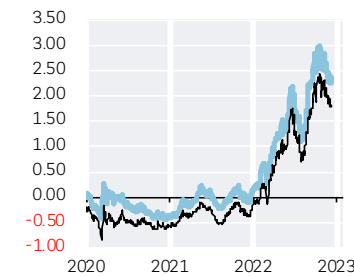


10Y BOND YIELD, TREASURIES VS BUND



—Bunds —US Treasuries

10Y BOND YIELD



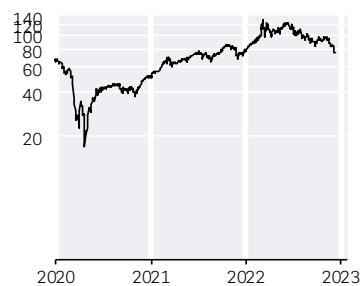
—Bunds —OAT

10Y BOND YIELD & SPREADS

Year 2022 to 9-12

4.33%	Greece	240 bp
3.70%	Italy	177 bp
2.95%	Spain	102 bp
2.71%	Portugal	78 bp
2.54%	Austria	61 bp
2.52%	Belgium	59 bp
2.52%	Finland	59 bp
2.39%	France	46 bp
2.36%	Ireland	43 bp
2.20%	Netherlands	27 bp
1.93%	Germany	

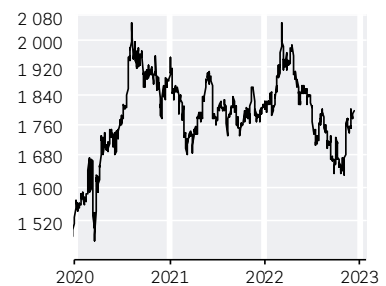
OIL (BRENT, USD)



METALS (LMEX, USD)



GOLD (OUNCE, USD)



SOURCE: REFINITIV, BNP PARIBAS

