

MARKETS OVERVIEW

Bond Markets

	In %		In bps		
	29/05/2026	1-Week	1-Month	Year to date	1-Year
Bund 2Y	2.49	-14.5	-16.1	+40.2	+72.3
Bund 5Y	2.62	-21.6	-18.4	+15.2	+58.5
Bund 10Y	2.90	-22.9	-16.5	+4.1	+39.0
OAT 10Y	3.49	-24.2	-21.3	-1.2	+29.9
BTP 10Y	3.66	-26.4	-28.0	+16.5	+16.0
BONO 10Y	3.36	-22.8	-21.5	+11.5	+25.0
Treasuries 2Y	3.98	-7.7	+6.5	+49.7	-0.7
Treasuries 5Y	4.13	-12.8	+8.3	+40.9	+12.7
Treasuries 10Y	4.43	-1.2	+1.5	+26.8	+3.2
Gilt 2Y	4.22	-27.2	-34.3	+46.6	+22.0
Treasuries 5Y	4.36	-26.9	-25.7	+51.1	+22.7
Gilt 10Y	4.82	-3.9	-26.5	+47.6	+17.2

Currencies & Commodities

	Level		Change, %		
	29/05/2026	1-Week	1-Month	Year to date	1-Year
EUR/USD	1.17	+0.2	-0.3	-0.6	+2.8
GBP/USD	1.35	+0.6	-0.2	+0.2	-0.0
USD/JPY	159.19	+0.2	-0.6	+1.6	+10.2
DXY	98.91	-0.3	-0.1	+0.6	-1.3
EUR/GBP	0.87	-0.4	-0.1	-0.8	+2.8
EUR/CHF	0.91	-0.3	-1.3	-2.0	-2.6
EUR/JPY	185.77	+0.5	-0.8	+0.9	+13.3
Oil, Brent (\$/bbl)	93.77	-16.3	-20.7	+54.1	+46.1
Gold (\$/ounce)	4591	+1.1	+1.2	+6.2	+38.4

Equity Indices

	Level		Change, %		
	29/05/2026	1-Week	1-Month	Year to date	1-Year
World					
MSCI World (\$)	4865	+2.6	+5.6	+9.8	+25.9
North America					
S&P500	7580	+2.4	+6.2	+10.7	+28.2
Dow Jones	51032	+2.7	+4.4	+6.2	+20.9
Nasdaq composite	26973	+3.4	+9.3	+16.1	+40.7
Europe					
CAC 40	8183	+2.5	+1.4	+0.4	+5.2
DAX 30	25105	+3.3	+4.8	+2.5	+4.9
EuroStoxx50	6051	+3.4	+4.0	+4.5	+12.6
FTSE100	10409	+0.8	+1.9	+4.8	+19.4
Asia					
MSCI, loc.	1900	+3.1	+3.8	+12.5	+30.0
Nikkei 225	66330	+9.1	+10.7	+31.8	+72.6
Emerging					
MSCI Emerging (\$)	1752	+5.4	+8.3	+24.7	+49.7
China	75	-2.7	-4.7	-9.0	+2.0
India	934	+1.9	-1.5	-11.7	-11.5
Brazil	1838	-2.3	-7.7	+11.7	+30.4

Performance by sector

Eurostoxx600

Year 2026 to 29-5, €

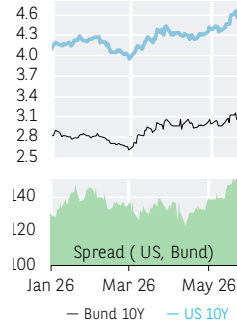
+28.6%	Commodities
+27.6%	Oil & Gas
+24.3%	Telecoms
+19.7%	Technology
+10.4%	Chemical
+9.8%	Utilities
+8.2%	Industry
+5.8%	Banks
+5.7%	Eurostoxx600
+1.7%	Financial services
+1.7%	Food industry
+1.2%	Construction
-1.0%	Real Estate
-2.5%	Health
-3.1%	Travel & leisure
-3.7%	Insurance
-3.9%	Retail
-6.6%	Media
-9.8%	Consumption Goods

S&P500

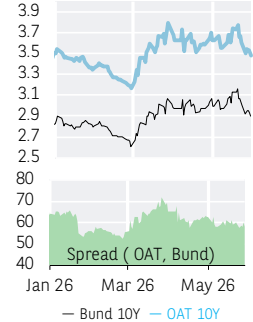
Year 2026 to 29-5, \$

+42.9%	Semiconductors
+30.0%	Tech. Hardware & Equip.
+24.4%	Energy
+15.6%	Capital Goods
+11.2%	Materials
+10.7%	S&P500
+10.4%	Consumer Discretionary
+9.7%	Media
+8.8%	Food, Beverage & Tobacco
+6.8%	Retail
+3.7%	Utilities
+1.7%	Telecoms
+0.7%	Pharmaceuticals
-1.4%	Automobiles
-5.0%	Bank
-6.0%	Consumer Services
-8.3%	Insurance
-10.6%	Healthcare
-14.0%	Commercial & Pro. Services
-33.5%	Real Estate

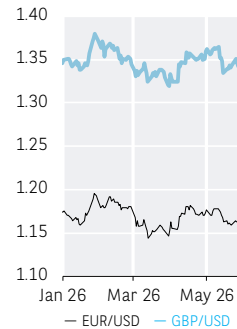
Bund 10Y & US Treas. 10Y



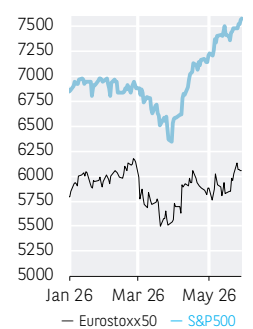
Bund 10Y & OAT 10Y



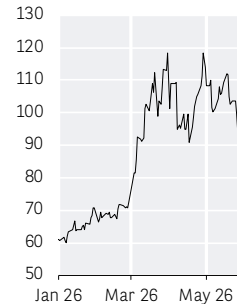
EUR/USD & GBP/USD



EUROSTOXX 50 & S&P500



Oil, Brent (\$/bbl)



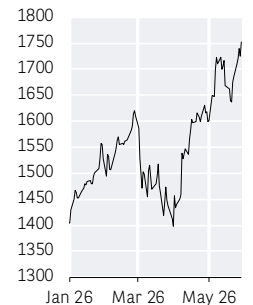
Gold (\$/ounce)



MSCI World (\$)



MSCI Emerging (\$)



SOURCE: LSEG, BLOOMBERG, BNP PARIBAS
DATA VISUALISATION AND CARTOGRAPHY: TARIK RHARRAB



BNP PARIBAS

The bank
for a changing
world