

MARKETS OVERVIEW

Bond Markets

	In %	In bps			
	06/05/2026	1-Week	1-Month	Year to date	1-Year
Bund 2Y	2.51	-8.2	-8.9	+41.9	+76.5
Bund 5Y	2.66	-5.3	-3.7	+19.9	+64.3
Bund 10Y	2.96	-3.5	-0.5	+10.2	+43.0
OAT 10Y	3.56	-7.0	-6.9	+5.8	+30.1
BTP 10Y	3.75	-11.4	-9.7	+24.8	+10.8
BONO 10Y	3.43	-7.2	-4.8	+18.2	+23.7
Treasuries 2Y	3.85	-1.4	-0.1	+37.4	+4.5
Treasuries 5Y	4.00	-2.5	+1.6	+27.5	+10.6
Treasuries 10Y	4.35	-1.2	+1.4	+18.8	+3.2
Gilt 2Y	4.39	-3.6	+6.3	+63.5	+56.5
Treasuries 5Y	4.48	-0.6	+9.7	+63.5	+50.5
Gilt 10Y	4.94	-3.9	+10.4	+47.6	+17.2

Currencies & Commodities

	Level	Change, %			
	06/05/2026	1-Week	1-Month	Year to date	1-Year
EUR/USD	1.18	-0.1	+1.9	+0.1	+3.6
GBP/USD	1.36	-0.1	+2.8	+1.1	+1.7
USD/JPY	156.30	-0.2	-2.1	-0.3	+9.4
DX	98.02	-0.1	-2.0	-0.3	-2.2
EUR/GBP	0.86	+0.0	-0.9	-1.0	+1.9
EUR/CHF	0.92	-0.1	-0.6	-1.6	-2.0
EUR/JPY	183.75	-0.3	-0.3	-0.2	+13.4
Oil, Brent (\$/bbl)	101.47	-6.2	-6.8	+66.8	+63.2
Gold (\$/ounce)	4697	+1.3	+0.7	+8.6	+38.3

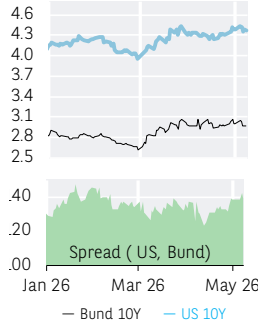
Equity Indices

	Level	Change, %			
	06/05/2026	1-Week	1-Month	Year to date	1-Year
World					
MSCI World (\$)	4754	+1.7	+9.8	+7.3	+28.9
North America					
S&P500	7365	+1.9	+11.4	+7.6	+31.4
Dow Jones	49911	+0.8	+6.9	+3.8	+22.2
Nasdaq composite	25839	+2.9	+17.5	+11.2	+46.1
Europe					
CAC 40	8299	+2.3	+4.2	+1.8	+7.8
DAX 30	24919	+2.6	+7.6	+1.7	+7.2
EuroStoxx50	6027	+2.5	+5.9	+4.1	+14.5
FTSE100	10439	+0.7	+0.0	+5.1	+21.4
Asia					
MSCI, loc.	1827	+0.5	+3.0	+8.2	+30.4
Nikkei 225	59513	+0.0	+11.4	+18.2	+61.6
Emerging					
MSCI Emerging (\$)	1699	+6.1	+17.2	+20.9	+49.4
China	79	+1.8	+4.1	-4.0	+9.2
India	961	+2.2	+6.3	-9.2	-7.4
Brazil	2043	+0.4	+3.2	+24.1	+51.1

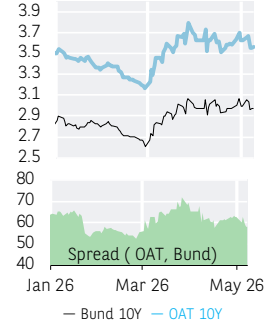
Performance by sector

Eurostoxx600		S&P500	
Year 2026 to 6-5, €		Year 2026 to 6-5, \$	
+34.0%	Oil & Gas	+32.0%	Energy
+24.0%	Commodities	+26.7%	Semiconductors
+21.6%	Telecoms	+16.5%	Tech. Hardware & Equip.
+14.5%	Utilities	+16.0%	Capital Goods
+11.4%	Technology	+15.8%	Retail
+9.3%	Industry	+11.9%	Materials
+9.1%	Chemical	+11.7%	Consumer Discretionary
+5.2%	Eurostoxx600	+10.2%	Media
+5.0%	Construction	+8.6%	Utilities
+3.1%	Banks	+8.6%	Food, Beverage & Tobacco
+1.7%	Food industry	+6.0%	S&P500
+1.5%	Financial services	+4.4%	Telecoms
+0.8%	Real Estate	-2.5%	Bank
+0.0%	Insurance	-3.3%	Pharmaceuticals
-3.8%	Health	-5.7%	Consumer Services
-6.5%	Retail	-5.7%	Insurance
-7.3%	Travel & leisure	-10.9%	Healthcare
-7.8%	Media	-12.7%	Commercial & Pro. Services
-13.2%	Consumption Goods	-13.0%	Automobiles
		-25.2%	Real Estate

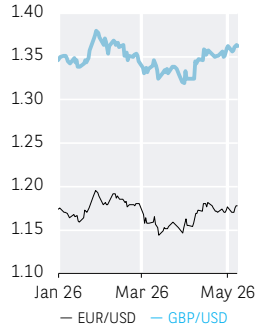
Bund 10Y & US Treas. 10Y



Bund 10Y & OAT 10Y



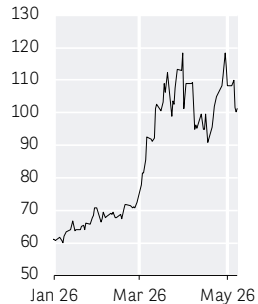
EUR/USD & GBP/USD



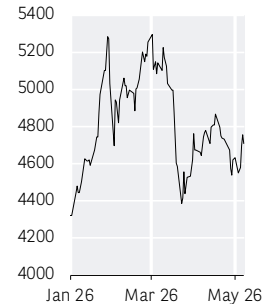
EUROSTOXX 50 & S&P500



Oil, Brent (\$/bbl)



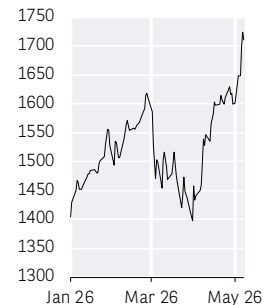
Gold (\$/ounce)



MSCI World (\$)



MSCI Emerging (\$)



SOURCE: LSEG, BLOOMBERG, BNP PARIBAS
DATA VISUALISATION AND CARTOGRAPHY: TARIK RHARRAB