

MARKETS OVERVIEW

Bond Markets

	In %		In bps		
	19/06/2026	1-Week	1-Month	Year to date	1-Year
Bund 2Y	2.64	-5.7	-1.4	+55.5	+79.8
Bund 5Y	2.72	-6.7	-14.3	+25.5	+63.8
Bund 10Y	2.98	-7.4	-17.4	+12.2	+46.5
OAT 10Y	3.63	-7.9	-13.5	+13.6	+37.1
BTP 10Y	3.71	-11.7	-24.5	+21.5	+17.7
BONO 10Y	3.41	-9.6	-21.9	+16.1	+22.8
Treasuries 2Y	4.18	+1.9	+8.3	+69.8	+22.0
Treasuries 5Y	4.23	-6.4	-8.8	+50.5	+25.4
Treasuries 10Y	4.45	-1.2	-20.9	+28.6	+3.2
Gilt 2Y	4.26	-13.4	-24.8	+50.5	+34.9
Treasuries 5Y	4.41	-10.4	-26.5	+55.7	+37.1
Gilt 10Y	4.84	-3.9	-28.6	+47.6	+17.2

Currencies & Commodities

	Level	Change, %			
	19/06/2026	1-Week	1-Month	Year to date	1-Year
EUR/USD	1.15	-0.6	-1.1	-2.3	+0.0
GBP/USD	1.32	-0.8	-1.2	-1.6	-1.5
USD/JPY	161.17	+0.7	+1.3	+2.8	+10.6
DX	100.85	+0.8	+1.5	+2.6	+0.6
EUR/GBP	0.87	+0.2	+0.1	-0.7	+1.5
EUR/CHF	0.93	+0.7	+1.1	-0.4	-1.4
EUR/JPY	184.85	+0.0	+0.2	+0.4	+10.6
Oil, Brent (\$/bbl)	80.43	-14.7	-27.9	+32.2	+2.1
Gold (\$/ounce)	4151	-4.1	-7.7	-4.0	+23.3

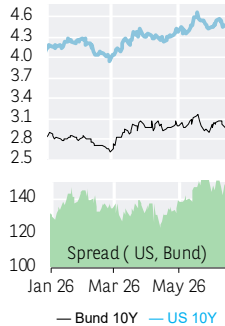
Equity Indices

	Level	Change, %			
	19/06/2026	1-Week	1-Month	Year to date	1-Year
World					
MSCI World (\$)	4828	+1.5	+2.3	+9.0	+24.2
North America					
S&P500	7501	+1.3	+2.0	+9.6	+25.4
Dow Jones	51565	+1.5	+4.5	+7.3	+22.3
Nasdaq composite	26518	+2.3	+2.5	+14.1	+35.7
Europe					
CAC 40	8421	+2.7	+5.5	+3.3	+11.5
DAX 30	24986	+1.5	+2.4	+2.0	+8.4
EuroStoxx50	6293	+3.8	+7.6	+8.7	+21.1
FTSE100	10363	-0.1	+0.3	+4.3	+17.9
Asia					
MSCI, loc.	1950	+5.2	+5.0	+15.5	+34.2
Nikkei 225	71250	+11.3	+17.7	+41.5	+85.1
Emerging					
MSCI Emerging (\$)	1786	+7.9	+9.0	+27.1	+51.7
China	72	-2.0	-6.8	-12.2	+0.0
India	956	+5.5	+4.4	-9.7	-7.7
Brazil	1755	+1.5	-4.8	+6.6	+21.2

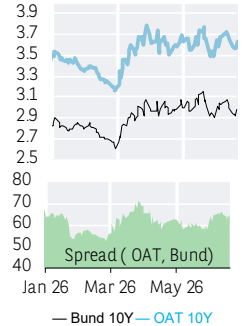
Performance by sector

Eurostoxx600		S&P500	
Year 2026 to 19-6, €		Year 2026 to 19-6, \$	
+25.8%	Technology	+48.2%	Semiconductors
+24.1%	Oil & Gas	+29.9%	Tech. Hardware & Equip.
+22.1%	Commodities	+22.5%	Capital Goods
+17.2%	Telecoms	+18.6%	Energy
+12.3%	Banks	+12.7%	Materials
+11.9%	Utilities	+9.6%	S&P500
+10.3%	Chemical	+8.2%	Food, Beverage & Tobacco
+9.5%	Industry	+7.4%	Retail
+7.3%	Eurostoxx600	+4.8%	Media
+3.4%	Construction	+4.2%	Utilities
+2.1%	Financial services	+3.5%	Consumer Discretionary
+1.3%	Travel & leisure	+2.7%	Bank
+0.7%	Food industry	-0.8%	Pharmaceuticals
-0.3%	Insurance	-2.3%	Consumer Services
-0.7%	Retail	-4.4%	Insurance
-3.1%	Real Estate	-5.9%	Telecoms
-3.9%	Health	-8.7%	Healthcare
-6.5%	Media	-9.7%	Automobiles
-6.8%	Consumption Goods	-15.4%	Commercial & Pro. Services
		-32.2%	Real Estate

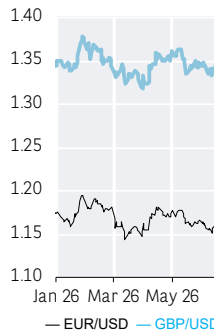
Bund 10Y & US Treas. 10Y



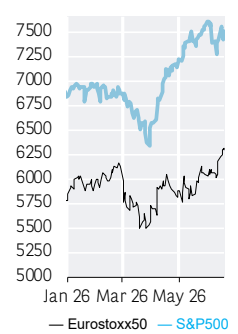
Bund 10Y & OAT 10Y



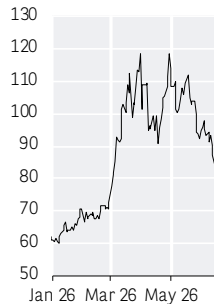
EUR/USD & GBP/USD



EUROSTOXX 50 & S&P500



Oil, Brent (\$/bbl)



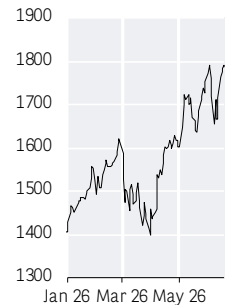
Gold (\$/ounce)



MSCI World (\$)



MSCI Emerging (\$)



SOURCE: LSEG, BLOOMBERG, BNP PARIBAS
DATA VISUALISATION AND CARTOGRAPHY: TARIK RHARRAB