

# MARKETS OVERVIEW

## Bond Markets

	In %	In bps			
	24/04/2026	1-Week	1-Month	Year to date	1-Year
Bund 2Y	2.52	+14.1	-9.1	+43.4	+80.4
Bund 5Y	2.68	+9.1	-4.7	+21.4	+73.6
Bund 10Y	2.98	+4.3	-1.1	+11.3	+57.1
OAT 10Y	3.59	+8.1	-9.8	+9.1	+60.0
BTP 10Y	3.78	+10.0	-11.5	+28.5	+44.4
BONO 10Y	3.45	+5.9	+0.2	+20.3	+46.6
Treasuries 2Y	3.78	+7.4	-18.9	+29.6	-3.8
Treasuries 5Y	3.91	+7.5	-12.8	+18.6	-1.2
Treasuries 10Y	4.31	-1.2	-7.6	+14.0	+3.2
Gilt 2Y	4.36	+23.7	-12.0	+60.0	+48.0
Treasuries 5Y	4.45	+19.4	-7.7	+59.7	+44.9
Gilt 10Y	4.91	-3.9	-4.8	+47.6	+17.2

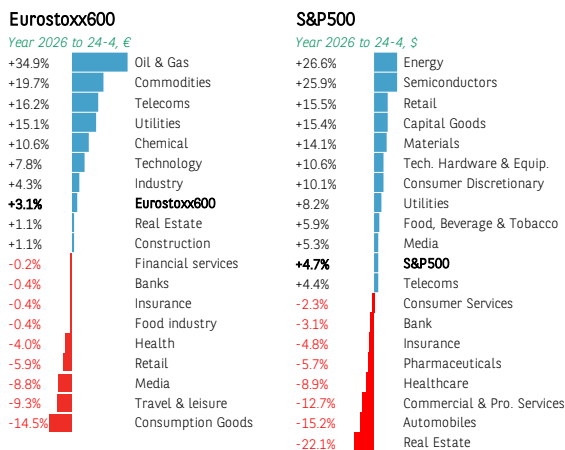
## Currencies & Commodities

	Level	Change, %			
	24/04/2026	1-Week	1-Month	Year to date	1-Year
EUR/USD	1.17	-0.9	+1.1	-0.3	+2.9
GBP/USD	1.35	-0.5	+0.9	+0.4	+1.4
USD/JPY	159.50	+1.0	+0.4	+1.8	+11.9
DXY	98.53	+0.4	-1.4	+0.2	-0.8
EUR/GBP	0.87	-0.4	+0.2	-0.7	+1.5
EUR/CHF	0.92	+0.0	+0.4	-1.1	-2.1
EUR/JPY	186.72	+0.1	+1.5	+1.4	+15.2
Oil, Brent (\$/bbl)	105.44	+16.1	+1.9	+73.3	+58.3
Gold (\$/ounce)	4722	-3.0	+7.0	+9.2	+42.0

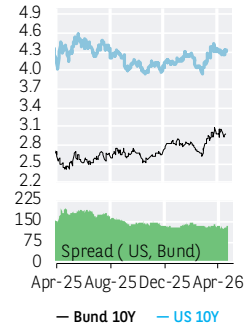
## Equity Indices

	Level	Change, %			
	24/04/2026	1-Week	1-Month	Year to date	1-Year
<b>World</b>					
MSCI World (\$)	4633	-0.4	+8.4	+4.6	+28.8
<b>North America</b>					
S&P500	7165	+0.5	+9.3	+4.7	+30.6
Dow Jones	49231	-0.4	+6.7	+2.4	+22.8
Nasdaq composite	24837	+1.5	+14.1	+6.9	+44.7
<b>Europe</b>					
CAC 40	8158	-3.2	+5.3	+0.1	+8.7
DAX 30	24129	-2.3	+6.6	-1.5	+9.4
EuroStoxx50	5883	-2.9	+5.4	+1.6	+15.0
FTSE100	10379	-2.7	+4.2	+4.5	+23.5
<b>Asia</b>					
MSCI, loc.	1818	-1.0	+4.8	+7.6	+34.6
Nikkei 225	59716	+2.1	+14.3	+18.6	+70.4
<b>Emerging</b>					
MSCI Emerging (\$)	1610	+0.8	+11.5	+14.6	+47.3
China	79	-1.7	+3.2	-4.3	+12.8
India	944	-3.0	+5.5	-10.9	-8.6
Brazil	2046	-3.5	+8.5	+24.3	+49.5

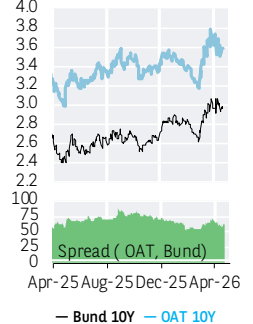
## Performance by sector



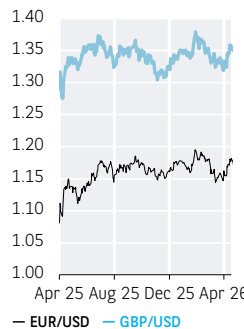
## Bund 10Y & US Treas. 10Y



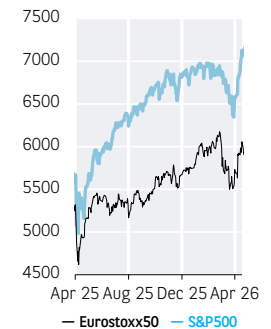
## Bund 10Y & OAT 10Y



## EUR/USD & GBP/USD



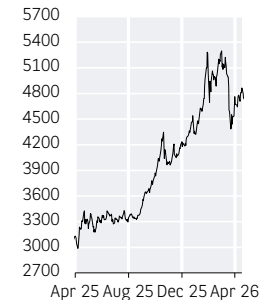
## EUROSTOXX 50 & S&P500



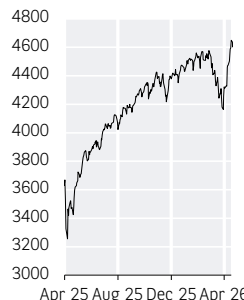
## Oil, Brent (\$/bbl)



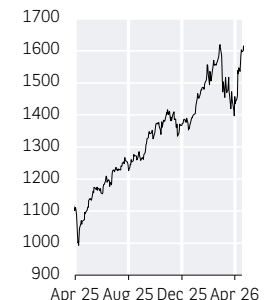
## Gold (\$/ounce)



## MSCI World (\$)



## MSCI Emerging (\$)



SOURCE: LSEG, BLOOMBERG, BNP PARIBAS  
DATA VISUALISATION AND CARTOGRAPHY: TARIK RHARRAB