

MARKETS OVERVIEW

Bond Markets

	In %	In bps			
	03/07/2026	1-Week	1-Month	Year to date	1-Year
Bund 2Y	2.54	-6.0	-13.7	+44.8	+70.3
Bund 5Y	2.65	-3.2	-10.5	+18.6	+50.4
Bund 10Y	2.93	-1.9	-10.5	+7.0	+35.2
OAT 10Y	3.62	+2.6	-3.3	+12.1	+34.1
BTP 10Y	3.67	+1.2	-10.8	+17.3	+21.0
BONO 10Y	3.37	-0.2	-9.4	+12.5	+20.4
Treasuries 2Y	4.14	-9.2	+6.3	+66.0	+23.5
Treasuries 5Y	4.23	-6.0	+1.9	+50.5	+30.8
Treasuries 10Y	4.48	-1.2	-0.4	+31.9	+3.2
Gilt 2Y	4.13	-8.9	-24.4	+37.9	+28.7
Treasuries 5Y	4.31	-5.7	-18.3	+46.4	+32.8
Gilt 10Y	4.87	-3.9	-7.2	+47.6	+17.2

Currencies & Commodities

	Level	Change, %			
	03/07/2026	1-Week	1-Month	Year to date	1-Year
EUR/USD	1.14	-0.0	-1.5	-2.6	-2.6
GBP/USD	1.34	+0.7	-0.6	-0.7	-2.1
USD/JPY	161.28	-0.0	+0.8	+2.9	+11.1
DXY	100.86	-0.2	+1.3	+2.6	+0.6
EUR/GBP	0.86	-0.7	-0.9	-1.9	-0.5
EUR/CHF	0.92	-0.6	+0.2	-1.2	-1.8
EUR/JPY	184.55	-0.0	-0.6	+0.3	+8.2
Oil, Brent (\$/bbl)	71.96	-7.7	-26.5	+18.3	+4.7
Gold (\$/ounce)	4172	-0.6	-6.2	-3.5	+25.4

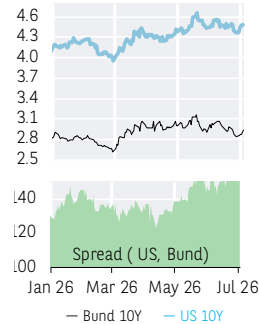
Equity Indices

	Level	Change, %			
	03/07/2026	1-Week	1-Month	Year to date	1-Year
World					
MSCI World (\$)	4842	+0.4	-0.1	+9.3	+19.2
North America					
S&P500	7483	+0.1	-0.9	+9.3	+19.2
Dow Jones	52900	+2.3	+4.4	+10.1	+18.0
Nasdaq composite	25833	-1.3	-3.8	+11.1	+25.4
Europe					
CAC 40	8508	+1.3	+4.4	+4.4	+9.7
DAX 30	25779	+2.5	+4.0	+5.3	+7.7
EuroStoxx50	6413	+1.6	+5.9	+10.7	+20.0
FTSE100	10679	+2.3	+3.4	+7.5	+21.0
Asia					
MSCI, loc.	1943	-1.2	+0.8	+15.0	+31.7
Nikkei 225	69744	-3.6	+2.0	+38.5	+75.3
Emerging					
MSCI Emerging (\$)	1721	-4.5	-3.7	+22.5	+39.2
China	70	-2.9	-8.8	-14.9	-5.5
India	953	-0.5	+3.7	-10.0	-12.2
Brazil	1801	+1.4	+1.0	+9.4	+19.6

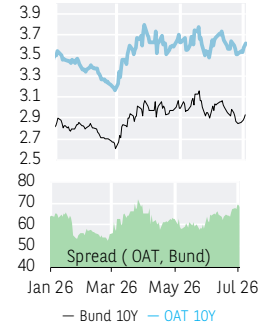
Performance by sector

Eurostoxx600		S&P500	
Year 2026 to 3-7, €		Year 2026 to 3-7, \$	
+23.1%	Technology	+33.9%	Semiconductors
+21.1%	Oil & Gas	+27.7%	Tech. Hardware & Equip.
+18.3%	Commodities	+23.3%	Capital Goods
+16.6%	Utilities	+18.3%	Energy
+15.5%	Banks	+13.8%	Materials
+15.0%	Chemical	+12.6%	Food, Beverage & Tobacco
+13.0%	Industry	+11.2%	Pharmaceuticals
+11.7%	Telecoms	+9.3%	Utilities
+10.2%	Eurostoxx600	+7.2%	S&P500
+7.7%	Food industry	+6.2%	Bank
+5.9%	Financial services	+5.8%	Insurance
+4.5%	Health	+5.7%	Retail
+4.1%	Insurance	+3.7%	Consumer Discretionary
+3.5%	Travel & leisure	+3.3%	Media
+3.4%	Construction	-0.6%	Consumer Services
+2.3%	Retail	-2.7%	Healthcare
+2.2%	Real Estate	-9.4%	Telecoms
-5.4%	Media	-9.4%	Commercial & Pro. Services
-6.8%	Consumption Goods	-11.6%	Automobiles
		-28.3%	Real Estate

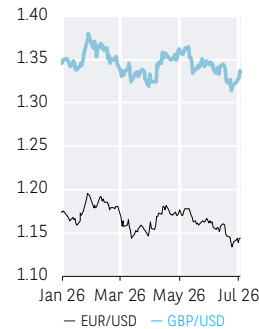
Bund 10Y & US Treas. 10Y



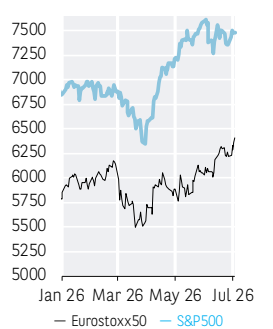
Bund 10Y & OAT 10Y



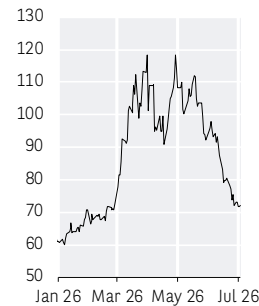
EUR/USD & GBP/USD



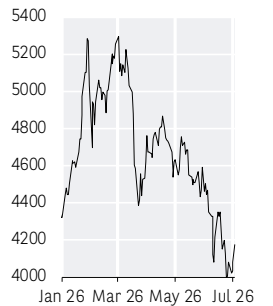
EUROSTOXX 50 & S&P500



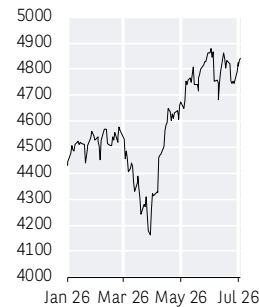
Oil, Brent (\$/bbl)



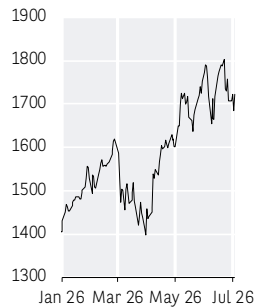
Gold (\$/ounce)



MSCI World (\$)



MSCI Emerging (\$)



SOURCE: LSEG, BLOOMBERG, BNP PARIBAS
DATA VISUALISATION AND CARTOGRAPHY: TARIK RHARRAB