

MARKETS OVERVIEW

Bond Markets

	In %		In bps		
	05/06/2026	1-Week	1-Month	Year to date	1-Year
Bund 2Y	2.69	+21.2	+7.0	+60.3	+81.4
Bund 5Y	2.77	+13.4	+1.7	+30.2	+63.2
Bund 10Y	3.04	+11.7	+0.0	+17.5	+44.9
OAT 10Y	3.68	+18.5	+1.7	+18.4	+41.7
BTP 10Y	3.80	+14.9	-5.9	+30.1	+24.7
BONO 10Y	3.48	+10.8	-3.7	+23.2	+30.4
Treasuries 2Y	4.16	+6.0	+24.0	+67.9	+19.9
Treasuries 5Y	4.29	+2.9	+21.1	+56.2	+29.3
Treasuries 10Y	4.54	-1.2	+12.1	+37.7	+3.2
Gilt 2Y	4.35	+1.5	-16.9	+59.6	+32.9
Treasuries 5Y	4.47	-0.2	-12.2	+62.4	+34.4
Gilt 10Y	4.91	-3.9	-15.4	+47.6	+17.2

Currencies & Commodities

	Level		Change, %		
	05/06/2026	1-Week	1-Month	Year to date	1-Year
EUR/USD	1.16	-0.7	-1.3	-1.6	+0.9
GBP/USD	1.34	-0.9	-1.3	-0.5	-1.5
USD/JPY	160.26	+0.8	+1.6	+2.2	+11.7
DXJ	100.07	+0.8	+1.7	+1.8	-0.2
EUR/GBP	0.86	+0.1	+0.1	-1.1	+2.4
EUR/CHF	0.92	+0.7	+0.3	-1.3	-2.3
EUR/JPY	185.25	+0.1	+0.4	+0.6	+12.7
Oil, Brent (\$/bbl)	93.20	-10.2	-15.1	+53.2	+42.5
Gold (\$/ounce)	4354	-4.7	-5.0	+0.7	+29.3

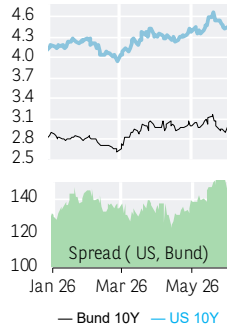
Equity Indices

	Level		Change, %		
	05/06/2026	1-Week	1-Month	Year to date	1-Year
World					
MSCI World (\$)	4756	-1.3	+1.7	+7.3	+22.3
North America					
S&P500	7384	-1.2	+1.7	+7.9	+24.3
Dow Jones	50867	+0.6	+3.2	+5.8	+20.2
Nasdaq composite	25709	-2.4	+1.5	+10.6	+33.2
Europe					
CAC 40	8218	-0.5	+1.9	+0.8	+5.5
DAX 30	24759	-2.5	+1.5	+1.1	+1.8
EuroStoxx50	6062	-1.2	+3.3	+4.7	+12.0
FTSE100	10368	-0.9	+1.5	+4.4	+17.7
Asia					
MSCI, loc.	1893	-0.1	+4.1	+12.1	+31.1
Nikkei 225	66588	+2.2	+11.9	+32.3	+77.3
Emerging					
MSCI Emerging (\$)	1717	+0.3	+4.2	+22.2	+45.2
China	75	-1.6	-4.0	-8.8	+1.3
India	925	-2.2	-1.8	-12.6	-12.0
Brazil	1753	-7.1	-13.9	+6.5	+25.7

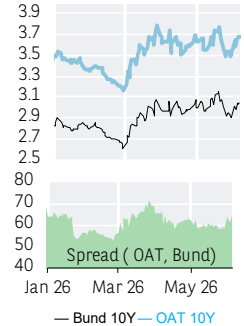
Performance by sector

Eurostoxx600		S&P500	
Year 2026 to 5-6, €		Year 2026 to 5-6, \$	
+30.6%	Oil & Gas	+33.1%	Semiconductors
+26.1%	Commodities	+27.5%	Tech. Hardware & Equip.
+22.6%	Telecoms	+27.4%	Energy
+22.2%	Technology	+15.7%	Capital Goods
+11.4%	Utilities	+9.9%	Materials
+9.4%	Chemical	+9.2%	Food, Beverage & Tobacco
+6.4%	Industry	+8.4%	Retail
+5.1%	Eurostoxx600	+7.9%	S&P500
+4.1%	Banks	+5.6%	Media
+0.9%	Financial services	+3.3%	Utilities
-0.1%	Construction	+2.9%	Consumer Discretionary
-0.5%	Food industry	+2.2%	Pharmaceuticals
-2.1%	Retail	-1.0%	Bank
-2.6%	Health	-4.0%	Insurance
-3.2%	Travel & leisure	-4.3%	Telecoms
-4.3%	Real Estate	-6.2%	Consumer Services
-5.5%	Insurance	-7.3%	Healthcare
-8.3%	Media	-11.2%	Automobiles
-10.7%	Consumption Goods	-11.4%	Commercial & Pro. Services
		-30.3%	Real Estate

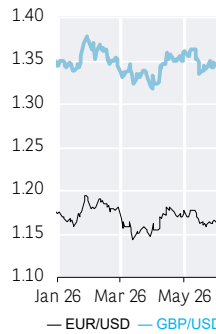
Bund 10Y & US Treas. 10Y



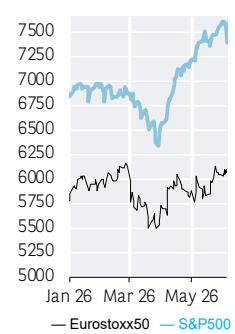
Bund 10Y & OAT 10Y



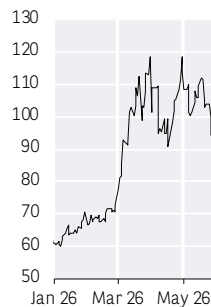
EUR/USD & GBP/USD



EUROSTOXX 50 & S&P500



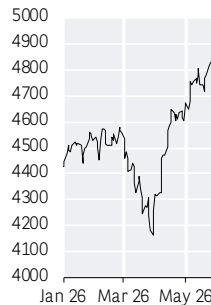
Oil, Brent (\$/bbl)



Gold (\$/ounce)



MSCI World (\$)



MSCI Emerging (\$)



SOURCE: LSEG, BLOOMBERG, BNP PARIBAS
DATA VISUALISATION AND CARTOGRAPHY: TARIK RHARRAB