

# MARKETS OVERVIEW

## Bond Markets

	In %	In bps			
	13-déc.-24	1-Week	1-Month	Year to date	1-Year
Bund 2Y	2.07	+3.3	-10.5	-60.3	-84.8
Bund 5Y	2.05	+8.9	-13.4	+10.4	-11.0
Bund 10Y	2.25	+13.6	-13.9	+24.8	+10.7
OAT 10Y	2.96	+13.7	-10.9	+49.0	+32.1
BTP 10Y	3.28	+19.2	-24.3	-25.5	-49.7
BONO 10Y	2.88	+16.4	-18.1	-6.6	-24.9
Treasuries 2Y	4.26	+13.5	-2.9	-7.5	-22.3
Treasuries 5Y	4.27	+21.7	-3.9	+40.5	+26.0
Treasuries 10Y	4.40	+24.8	-5.3	+53.1	+37.3
Gilt 2Y	4.08	-0.3	-18.0	+10.2	-29.0
Treasuries 5Y	4.24	+10.3	-18.1	+92.9	+50.9
Gilt 10Y	4.41	+13.5	-10.8	+81.2	+50.3

## Currencies & Commodities

	Level	Change, %			
	13-déc.-24	1-Week	1-Month	Year to date	1-Year
EUR/USD	1.05	-0.7	-0.9	-5.0	-2.8
GBP/USD	1.26	-1.0	-0.9	-1.1	+0.7
USD/JPY	153.69	+2.5	-0.9	+9.0	+5.9
DXY	111.99	+7.9	+11.5	+10.5	+6.1
EUR/GBP	0.83	+0.3	-0.1	-4.0	-3.5
EUR/CHF	0.94	+1.1	+0.2	+0.8	-0.9
EUR/JPY	161.20	+1.8	-1.8	+3.5	+2.9
Oil, Brent (\$/bbl)	74.16	+2.7	+2.7	-4.5	+0.2
Gold (\$/ounce)	2663	+1.0	+2.3	+28.9	+34.3

## Equity Indices

<b>World</b>					
MSCI World (\$)	3817	-1.0	+1.3	+20.4	+23.1
<b>North America</b>					
S&P500	6051	-0.6	+1.1	+26.9	+28.6
Dow Jones	43828	-1.8	-0.3	+16.3	+18.2
Nasdaq composite	19927	+0.3	+3.6	+32.7	+35.2
<b>Europe</b>					
CAC 40	7410	-0.2	+2.7	-1.8	-1.6
DAX 30	20406	+0.1	+7.4	+21.8	+21.7
EuroStoxx50	4968	-0.2	+4.8	+9.9	+9.7
FTSE100	8300	-0.1	+3.4	+7.3	+10.0
<b>Asia</b>					
MSCI, loc.	1425	+0.2	+1.4	+14.3	+16.5
Nikkei	39470	+1.0	+1.9	+17.9	+19.9
<b>Emerging</b>					
MSCI Emerging (\$)	1107	+0.2	+1.2	+8.1	+13.7
China	65	+0.4	-0.4	+16.8	+19.9
India	1083	+0.2	+5.8	+17.6	+22.1
Brazil	1268	-1.3	-9.2	-29.5	-25.6

## Performance by sector

### Eurostoxx600

Year 2024 to 13-12, €

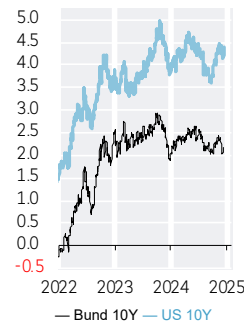
+26.2%	Banks
+20.7%	Insurance
+18.8%	Telecoms
+18.5%	Media
+15.9%	Industry
+15.5%	Travel & leisure
+11.8%	Retail
+9.9%	Index
+8.5%	Technology
+7.7%	Construction
+5.7%	Health
-1.9%	Utilities
-3.0%	Consumption Goods
-4.3%	Real Estate
-5.5%	Food industry
-5.9%	Oil & Gas
-5.9%	Chemical
-8.3%	Commodities
-9.5%	Car

### S&P500

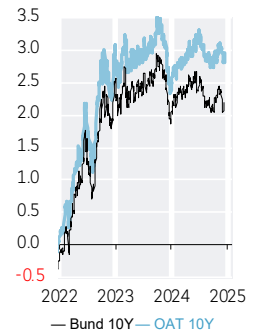
Year 2024 to 13-12, \$

+43.1%	Communication Services
+38.5%	Information Technology
+35.4%	Consumer Discretionary
+31.0%	Financials
+26.9%	Indice
+21.7%	Utilities
+20.1%	Industrials
+16.5%	Consumer Staples
+6.3%	Real Estate
+5.7%	Energy
+3.7%	Materials
+3.1%	Health Care

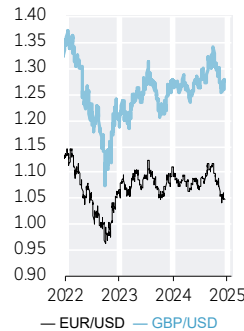
## Bund 10Y vs US Treas. 10Y



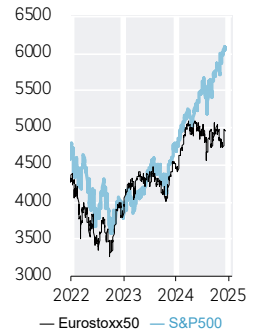
## Bund 10Y vs OAT 10Y



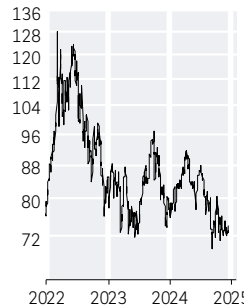
## EUR/USD vs GBP/USD



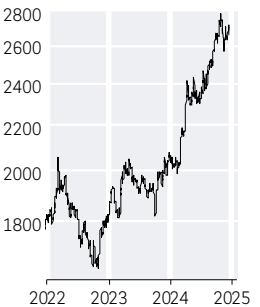
## EUROSTOXX 50 vs S&P500



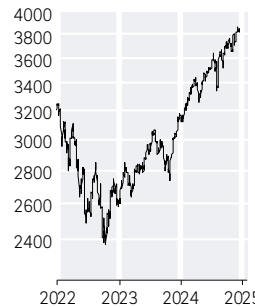
## Oil, Brent (\$/bbl)



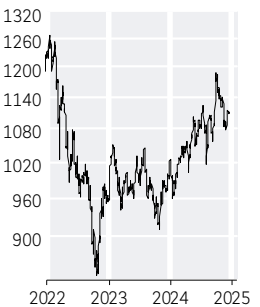
## Gold (\$/ounce)



## MSCI World (\$)



## MSCI Emerging (\$)



SOURCE: LSEG, BLOOMBERG, BNP PARIBAS

