

MARKETS OVERVIEW

Bond Markets

	In %	In bps			
	14/02/2025	1-Week	1-Month	Year to date	1-Year
Bund 2Y	2.13	+5.3	-20.2	+6.8	-72.0
Bund 5Y	2.19	+5.3	-19.4	+8.1	-14.1
Bund 10Y	2.40	+4.6	-22.6	+3.5	+7.7
OAT 10Y	3.03	+1.5	-36.6	-9.2	+26.7
BTP 10Y	3.41	+5.1	-32.5	-1.6	-45.5
BONO 10Y	3.02	+6.0	-26.9	-0.4	-16.2
Treasuries 2Y	4.28	-2.7	-9.5	+3.0	-30.0
Treasuries 5Y	4.34	-0.8	-25.8	-4.1	+9.3
Treasuries 10Y	4.48	-0.8	-30.8	-9.3	+20.0
Gilt 2Y	4.22	+3.0	-13.1	+6.8	-33.9
Treasuries 5Y	4.27	+3.4	-35.4	-7.8	+34.3
Gilt 10Y	4.50	+2.0	-38.6	-6.9	+38.4

Currencies & Commodities

	Level	Change, %			
	14/02/2025	1-Week	1-Month	Year to date	1-Year
EUR/USD	1.05	+1.6	+2.1	+1.5	-2.0
GBP/USD	1.26	+1.6	+3.4	+0.8	+0.5
USD/JPY	152.17	+0.5	-3.7	-3.2	+1.0
DXY	111.99	+7.9	+11.5	+10.5	+6.1
EUR/GBP	0.83	-0.0	-1.3	+0.7	-2.5
EUR/CHF	0.94	+0.3	+0.2	+0.5	-0.7
EUR/JPY	159.90	+2.1	-1.7	-1.7	-1.0
Oil, Brent (\$/bbl)	75.01	+0.4	-6.7	+0.4	-9.0
Gold (\$/ounce)	2900	+1.0	+8.5	+10.5	+45.8

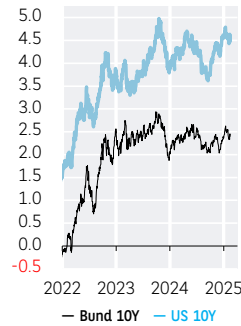
Equity Indices

	Level	Change, %			
	14/02/2025	1-Week	1-Month	Year to date	1-Year
World					
MSCI World (\$)	3899	+1.7	+5.9	+5.2	+19.4
North America					
S&P500	6115	+1.5	+4.7	+4.0	+22.3
Dow Jones	44546	+0.5	+4.8	+4.7	+15.9
Nasdaq composite	20027	+2.6	+5.2	+3.7	+26.3
Europe					
CAC 40	8179	+2.6	+10.2	+10.8	+6.5
DAX 30	22513	+3.3	+11.1	+13.1	+32.9
EuroStoxx50	5493	+3.2	+10.3	+12.2	+16.7
FTSE100	8732	+0.4	+6.5	+6.8	+15.4
Asia					
MSCI, loc.	1443	+1.0	+3.4	+0.7	+8.9
Nikkei	39149	+0.9	+1.8	-1.9	+3.8
Emerging					
MSCI Emerging (\$)	1125	+1.5	+6.9	+4.5	+12.7
China	73	+7.4	+19.0	+13.2	+41.3
India	949	-3.3	-3.0	-7.7	-0.9
Brazil	1367	+3.1	+14.4	+16.2	-18.4

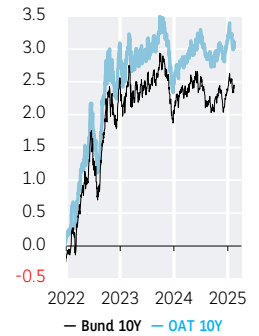
Performance by sector

Eurostoxx600		S&P500	
Year 2025 to 14-2, €		Year 2025 to 14-2, \$	
+15.6%	Banks	+12.7%	Retail
+12.7%	Consumption Goods	+11.6%	Telecoms
+11.3%	Technology	+11.5%	Bank
+10.4%	Industry	+8.7%	Healthcare
+9.8%	Financial services	+8.5%	Media
+9.3%	Oil & Gas	+7.4%	Consumer Services
+9.1%	Chemical	+6.9%	Real Estate
+9.0%	Construction	+6.8%	Materials
+8.9%	Media	+5.8%	Commercial & Pro. Services
+8.8%	Eurostoxx600	+4.2%	Consumer Discretionary
+8.5%	Commodities	+4.2%	Utilities
+8.0%	Telecoms	+4.1%	Energy
+7.3%	Insurance	+4.0%	S&P500
+6.0%	Retail	+3.2%	Food, Beverage & Tobacco
+5.9%	Health	+3.2%	Semiconductors
+4.3%	Food industry	+3.0%	Capital Goods
+4.3%	Real Estate	+2.9%	Insurance
+2.0%	Travel & leisure	+2.4%	Pharmaceuticals
-0.0%	Utilities	-0.8%	Tech. Hardware & Equip.
		-11.2%	Automobiles

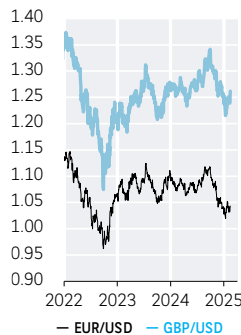
Bund 10Y vs US Treas. 10Y



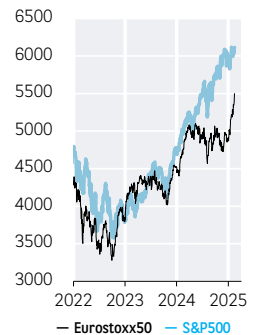
Bund 10Y vs OAT 10Y



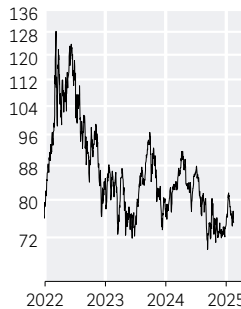
EUR/USD vs GBP/USD



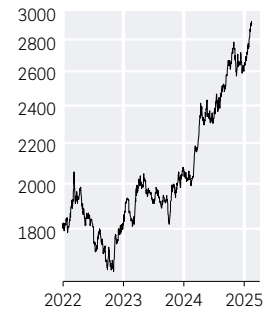
EUROSTOXX 50 vs S&P500



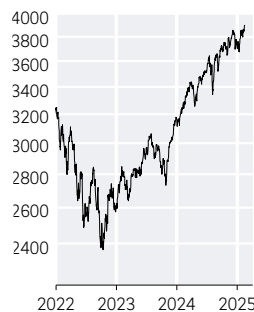
Oil, Brent (\$/bbl)



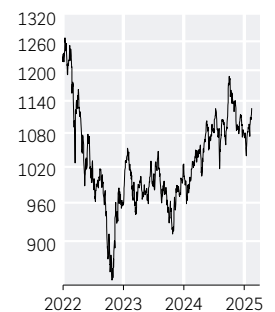
Gold (\$/ounce)



MSCI World (\$)



MSCI Emerging (\$)



SOURCE: LSEG, BLOOMBERG, BNP PARIBAS

