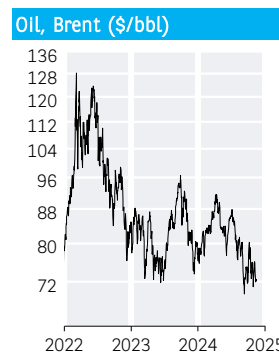
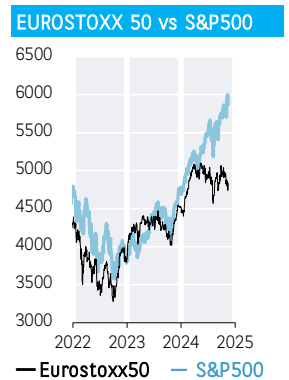
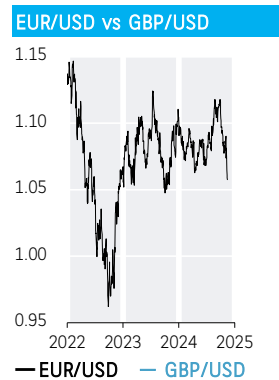
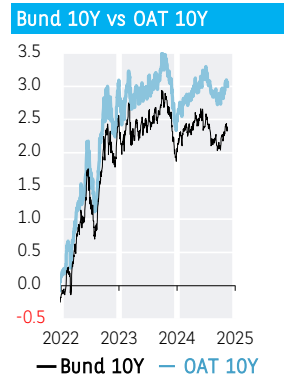
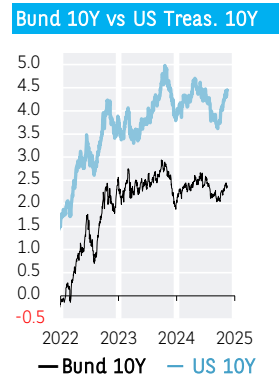
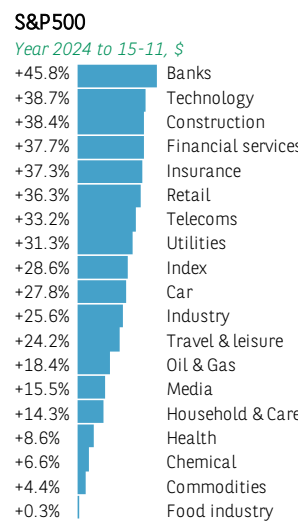
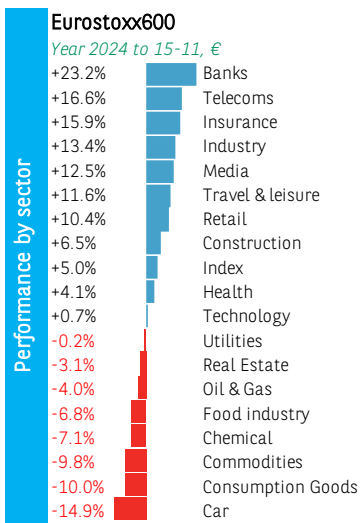


# MARKETS OVERVIEW

	in %	in bps				
		15-nov.-24	1-Week	1-Month	Year to date	1-Year
Bond Markets	Bund 2Y	2.15	-6.5	-6.7	-52.7	-107.2
	Bund 5Y	2.14	-3.7	+5.9	+19.7	-43.4
	Bund 10Y	2.35	-1.2	+12.4	+35.2	-24.4
	OAT 10Y	3.00	-4.5	+11.5	+53.1	-10.5
	BTP 10Y	3.45	-10.4	+10.6	-8.2	-82.4
	BONO 10Y	3.02	-4.9	+11.6	+6.8	-60.3
	Treasuries 2Y	4.33	+6.0	+33.6	-0.7	-59.8
	Treasuries 5Y	4.32	+12.3	+45.6	+45.6	-22.7
	Treasuries 10Y	4.45	+14.7	+41.5	+58.0	-11.3
	Gilt 2Y	4.19	-1.7	+36.1	+21.0	-43.0
Treasuries 5Y	4.33	+0.9	+29.3	+101.8	+26.4	
Gilt 10Y	4.47	+3.7	30.6	+87.0	+16.0	

	Level	Change, %				
		15-nov.-24	1-Week	1-Month	Year to date	1-Year
Currencies & Commodities	EUR/USD	1.05	-2.0	-3.4	-4.6	-3.0
	GBP/USD	1.26	-2.4	-3.6	-0.9	+1.5
	USD/JPY	154.95	+1.7	+3.8	+9.9	+2.7
	DXY	111.99	+7.9	+11.5	+10.5	+6.1
	EUR/GBP	0.83	+0.4	+0.2	-3.7	-4.5
	EUR/CHF	0.94	-0.4	-0.5	+0.6	-2.9
	EUR/JPY	163.23	-0.4	+0.3	+4.8	-0.4
	Oil, Brent (\$/bbl)	72.19	-2.0	-2.1	-7.1	-11.1
	Gold (\$/ounce)	2573	-4.2	-3.4	+24.6	+31.4

	Level	Change, %				
		15-nov.-24	1-Week	1-Month	Year to date	1-Year
Equity Indices	<b>World</b>					
	MSCI World (\$)	3711	-2.1	-0.5	+17.1	+24.7
	<b>North America</b>					
	S&P500	5871	-2.1	+1.0	+23.1	+30.4
	Dow Jones	43445	-1.2	+1.6	+15.3	+24.2
	Nasdaq composite	18680	-3.1	+2.0	+24.4	+32.4
	<b>Europe</b>					
	CAC 40	7270	-0.9	-3.4	-3.6	+0.8
	DAX 30	19211	-0.0	-1.4	+14.7	+22.0
	EuroStoxx50	4795	-0.2	-3.1	+6.0	+11.1
	FTSE100	8064	-0.1	-2.3	+4.3	+7.7
	<b>Asia</b>					
	MSCI, loc.	1411	-1.0	-0.3	+13.1	+14.4
	Nikkei	38643	-2.2	-3.2	+15.5	+15.3
	<b>Emerging</b>					
	MSCI Emerging (\$)	1085	-4.5	-5.6	+6.0	+10.3
	China	64	-6.1	-4.2	+14.6	+8.2
India	1026	-2.7	-8.1	+11.3	+23.2	
Brazil	1381	-1.1	-4.2	-23.3	-17.7	



SOURCE: REFINITIV, BNP PARIBAS