

MARKETS OVERVIEW

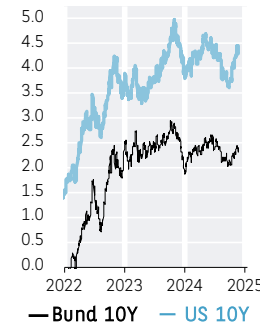
	In %		In bps		
	22-nov.-24	1-Week	1-Month	Year to date	1-Year
Bond Markets					
Bund 2Y	2.03	-11.5	-16.6	-64.2	-118.4
Bund 5Y	2.04	-9.9	-8.0	+9.8	-49.4
Bund 10Y	2.25	-10.1	-6.6	+25.1	-27.6
OAT 10Y	3.00	-0.3	+3.1	+52.8	-4.7
BTP 10Y	3.39	-6.1	-4.0	-14.3	-74.7
BONO 10Y	2.94	-8.0	-5.0	-1.2	-56.4
Treasuries 2Y	4.39	+6.2	+31.0	+5.5	-51.7
Treasuries 5Y	4.32	-0.1	+31.1	+45.5	-13.1
Treasuries 10Y	4.42	-2.5	+22.2	+55.5	-0.8
Gilt 2Y	4.15	-3.4	+34.1	+17.6	-44.1
Treasuries 5Y	4.25	-8.4	+24.7	+93.4	+19.8
Gilt 10Y	4.39	-8.4	21.9	+78.6	+14.4

	Level	Change, %			
	22-nov.-24	1-Week	1-Month	Year to date	1-Year
Currencies & Commodities					
EUR/USD	1.04	-1.2	-3.7	-5.8	-4.2
GBP/USD	1.25	-0.8	-3.5	-1.7	+0.5
USD/JPY	154.90	-0.0	+2.6	+9.9	+3.5
DXY	111.99	+7.9	+11.5	+10.5	+6.1
EUR/GBP	0.83	-0.4	-0.2	-4.1	-4.7
EUR/CHF	0.93	-0.5	-0.5	+0.1	-3.3
EUR/JPY	161.26	-1.2	-1.2	+3.5	-0.9
Oil, Brent (\$/bbl)	74.96	+3.8	-1.4	-3.5	-8.7
Gold (\$/ounce)	2706	+5.2	-1.4	+31.0	+35.7

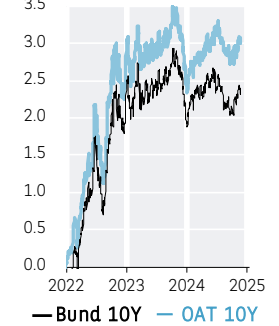
World					
MSCI World (\$)	3766	+1.5	+0.9	+18.8	+25.3
North America					
S&P500	5969	+1.7	+2.0	+25.1	+31.0
Dow Jones	44297	+2.0	+3.2	+17.5	+25.6
Nasdaq composite	19004	+1.7	+2.3	+26.6	+33.2
Europe					
CAC 40	7255	-0.2	-3.7	-3.8	-0.1
DAX 30	19323	+0.6	-0.5	+15.3	+21.1
EuroStoxx50	4789	-0.1	-3.0	+5.9	+10.0
FTSE100	8262	+2.5	-0.5	+6.8	+10.6
Asia					
MSCI, loc.	1407	-0.3	+1.6	+12.8	+14.1
Nikkei	38284	-0.9	-0.3	+14.4	+14.4
Emerging					
MSCI Emerging (\$)	1087	+0.2	-4.8	+6.2	+10.5
China	62	-1.8	-7.0	+12.5	+7.9
India	1039	+1.3	-3.4	+12.7	+24.0
Brazil	1389	+0.6	-2.6	-22.8	-17.7

Eurostoxx600		S&P500	
Year 2024 to 22-11, €		Year 2024 to 22-11, \$	
+20.4%	Banks	+50.2%	Banks
+18.6%	Telecoms	+44.3%	Construction
+18.2%	Insurance	+42.2%	Technology
+15.9%	Media	+42.0%	Insurance
+14.1%	Industry	+41.8%	Financial services
+11.6%	Retail	+40.4%	Car
+10.4%	Travel & leisure	+39.8%	Retail
+7.3%	Health	+38.0%	Telecoms
+6.6%	Construction	+36.4%	Utilities
+6.1%	Index	+32.8%	Index
+2.2%	Technology	+31.1%	Industry
+0.7%	Utilities	+28.5%	Travel & leisure
-2.1%	Real Estate	+23.4%	Oil & Gas
-2.9%	Oil & Gas	+20.0%	Media
-6.0%	Food industry	+18.4%	Household & Care
-6.8%	Chemical	+11.9%	Health
-8.4%	Commodities	+10.7%	Chemical
-10.2%	Consumption Goods	+10.2%	Commodities
-15.6%	Car	+3.8%	Food industry

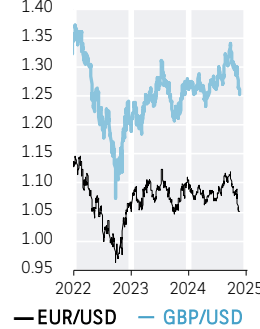
Bund 10Y vs US Treas. 10Y



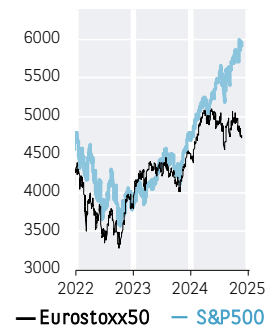
Bund 10Y vs OAT 10Y



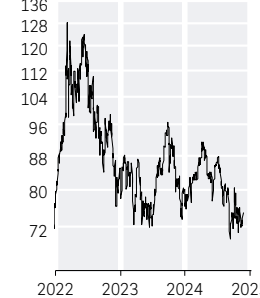
EUR/USD vs GBP/USD



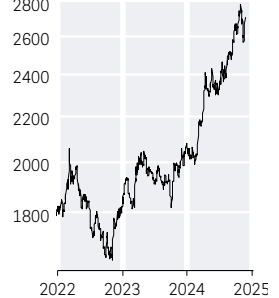
EUROSTOXX 50 vs S&P500



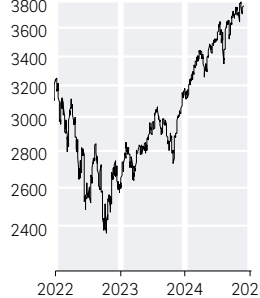
Oil, Brent (\$/bbl)



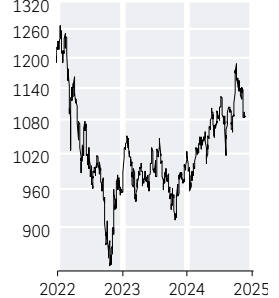
Gold (\$/ounce)



MSCI World (\$)



MSCI Emerging (\$)



SOURCE: REFINITIV, BNP PARIBAS