

MARKETS OVERVIEW

Bond Markets

	In %	In bps			
	29-nov.-24	1-Week	1-Month	Year to date	1-Year
Bund 2Y	1.99	-4.8	-18.5	-69.0	-103.9
Bund 5Y	1.91	-12.9	-21.7	-3.1	-44.1
Bund 10Y	2.09	-16.3	-24.6	+8.8	-30.0
OAT 10Y	2.84	-15.1	-14.4	+37.7	-6.1
BTP 10Y	3.16	-23.1	-28.5	-37.4	-84.0
BONO 10Y	2.75	-18.7	-24.6	-19.9	-63.1
Treasuries 2Y	4.21	-18.1	+6.7	-12.6	-47.3
Treasuries 5Y	4.09	-22.5	-0.5	+23.0	-15.7
Treasuries 10Y	4.20	-22.4	-6.9	+33.1	-8.0
Gilt 2Y	4.08	-6.9	+4.0	+10.7	-46.6
Treasuries 5Y	4.10	-14.8	-9.7	+78.6	+13.2
Gilt 10Y	4.25	-14.1	-6.9	+64.5	+6.2

Currencies & Commodities

	Level	Change, %			
	29-nov.-24	1-Week	1-Month	Year to date	1-Year
EUR/USD	1.06	+1.5	-2.2	-4.4	-3.8
GBP/USD	1.27	+1.5	-2.3	-0.3	+0.1
USD/JPY	150.19	-3.0	-2.1	+6.5	+1.9
DXY	111.99	+7.9	+11.5	+10.5	+6.1
EUR/GBP	0.83	-0.0	+0.1	-4.1	-3.9
EUR/CHF	0.93	+0.0	-0.8	+0.1	-3.1
EUR/JPY	158.63	-1.6	-4.3	+1.9	-1.9
Oil, Brent (\$/bbl)	73.20	-2.3	+3.1	-5.8	-11.9
Gold (\$/ounce)	2659	-1.7	-3.9	+28.8	+30.3

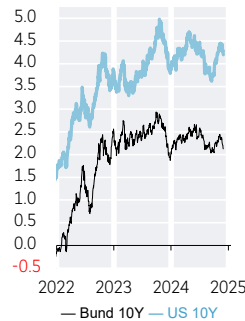
Equity Indices

	Level	Change, %			
	29-nov.-24	1-Week	1-Month	Year to date	1-Year
World					
MSCI World (\$)	3810	+1.2	+2.5	+20.2	+26.4
North America					
S&P500	6032	+1.1	+3.4	+26.5	+32.6
Dow Jones	44911	+1.4	+6.3	+19.2	+26.8
Nasdaq composite	19218	+1.1	+2.7	+28.0	+34.8
Europe					
CAC 40	7235	-0.3	-3.7	-4.1	-0.4
DAX 30	19626	+1.6	+0.8	+17.2	+21.4
EuroStoxx50	4804	+0.3	-2.9	+6.3	+9.9
FTSE100	8287	+0.3	+0.8	+7.2	+11.6
Asia					
MSCI, loc.	1404	-0.2	+0.3	+12.6	+15.0
Nikkei	38208	-0.2	-1.8	+14.2	+14.7
Emerging					
MSCI Emerging (\$)	1079	-0.8	-5.1	+5.4	+9.7
China	63	+0.7	-6.7	+13.3	+11.2
India	1054	+1.5	-1.6	+14.4	+24.1
Brazil	1305	-6.0	-9.3	-27.5	-22.8

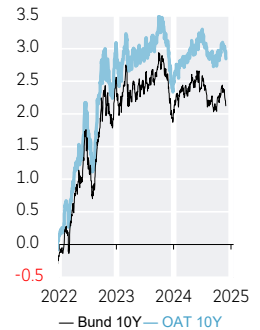
Performance by sector

Eurostoxx600		S&P500	
Year 2024 to 29-11, €		Year 2024 to 29-11, \$	
+23.2%	Banks	+42.8%	Banks
+18.1%	Telecoms	+41.4%	Construction
+17.4%	Media	+41.0%	Technology
+16.9%	Industry	+37.3%	Financial services
+15.8%	Insurance	+36.6%	Retail
+12.0%	Travel & Leisure	+36.4%	Car
+11.6%	Retail	+35.5%	Insurance
+9.0%	Health	+30.3%	Utilities
+8.5%	Construction	+30.3%	Index
+7.0%	Index	+29.9%	Telecoms
+1.7%	Technology	+28.6%	Industry
-0.2%	Utilities	+24.7%	Travel & Leisure
-1.6%	Real Estate	+17.3%	Oil & Gas
-4.2%	Chemical	+13.4%	Health
-5.8%	Food industry	+13.0%	Media
-5.8%	Oil & Gas	+12.4%	Household & Care
-7.9%	Commodities	+8.7%	Commodities
-8.3%	Consumption Goods	+7.9%	Chemical
-13.6%	Car	+1.9%	Food industry

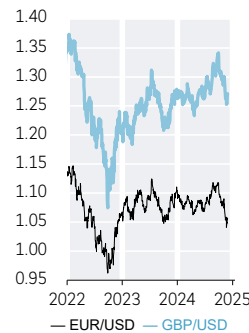
Bund 10Y vs US Treas. 10Y



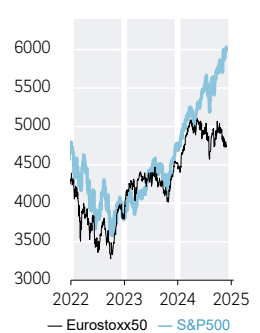
Bund 10Y vs OAT 10Y



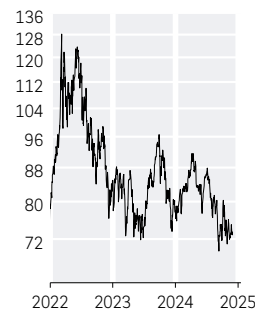
EUR/USD vs GBP/USD



EUROSTOXX 50 vs S&P500



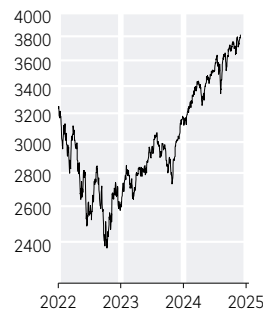
Oil, Brent (\$/bbl)



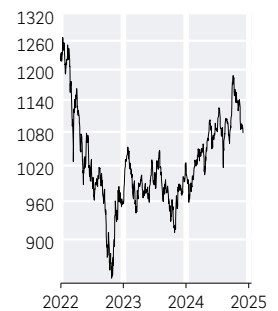
Gold (\$/ounce)



MSCI World (\$)



MSCI Emerging (\$)



SOURCE: REFINITIV, BNP PARIBAS

