

ECOWEEK

Issue 23.19
9 May 2023

“ THE FEDERAL RESERVE IS TORN BETWEEN INFLATION THAT IS STILL WELL ABOVE TARGET AND THE PROSPECT THAT PAST RATE HIKES AND TIGHTER CREDIT STANDARDS SHOULD WEIGH ON ACTIVITY IN THE COMING MONTHS. ”



ECONOMIC RESEARCH



BNP PARIBAS

The bank
for a changing
world

TABLE OF CONTENT

3

EDITORIAL

When will the Federal Reserve stop tightening? Insights from previous cycles

5

MARKETS OVERVIEW

Recent market developments (foreign exchange, stock markets, interest rates, commodities, etc.)

7

ECONOMIC PULSE

Analysis of some recent economic data: credit impulse in the Eurozone

8

ECONOMIC SCENARIO

Main economic and financial forecasts

9

FURTHER READING

Latest articles, charts, videos and podcasts of Economic Research



WHEN WILL THE FEDERAL RESERVE STOP TIGHTENING? INSIGHTS FROM PREVIOUS CYCLES.

In his latest press conference, Federal Reserve Chair Powell argued that monetary policy might already be sufficiently restrictive. In future decisions, economic data will be particularly important but this does not imply that the latest data are the only thing that matters. The delayed effects of past rate hikes need to be taken into account, considering that they will only show up in the data published over the following months. This is why in past tightening cycles, the Fed has tended to stop hiking rates although the pace of job creation was still rather healthy and well before the unemployment rate picked up significantly. Today it is torn between inflation that is still well above target and the prospect that past rate hikes and tighter credit standards should weigh on activity in the coming months.

*"But the labor market is very, very strong, whereas inflation is, you know, running high, well above our - well above our goal."*¹ Judging by the very strong labour market report that was released two days later, Fed Chair Powell's comment during his post-FOMC press conference almost sounded prescient.

Nonfarm payrolls increased 253,000 in April -the Bloomberg consensus had expected an increase of 180,000- and the unemployment rate declined to 3.4% from 3.5%. Moreover, growth in average hourly earnings picked up to 4.4% from 4.3% (consensus 4.2%). The two-year Treasury yield jumped 10 basis points and the 10-year yield moved 5 basis points higher, but this didn't stop equity indices of reacting positively, reflecting a belief that the resilient labour market implies that the economy will not be in recession anytime soon. The rise in bond yields partly corrected their drop during Jerome Powell's press conference earlier that week, following his acknowledgment that after the latest rate hike, the policy stance may be sufficiently restrictive: *"I think - I think you feel like, you know, we're - we may not be far off for. We're possibly even at that level."* The Fed Chair's assessment is based on, firstly, the cumulative increase in the policy rate (500 basis points), which has brought real rates clearly above the neutral rate². Secondly, interest-sensitive activities have started to react to the increase in rates. Thirdly, access to credit is being tightened. Finally, quantitative tightening reinforces the effect of higher official interest rates.

Going forward, economic data will be particularly important: as mentioned repeatedly in the past by Fed officials, monetary policy is data dependent. However, this does not imply that the latest data are the only thing that matters, because the delayed effects of past rate hikes need to be taken into account, considering that they will only fully show up in the data published over the following months.

This may imply that, despite inflation still being above target and/or a rather strong labour market, the central bank might stop hiking rates based on the view that, given past rate hikes, the labour market will weaken, and inflation will decline sufficiently. In this respect, the data line-up when, in the past tightening cycles, the FOMC stopped raising rates may provide insights that are relevant for the present situation. The accompanying table³ provides information on inflation using the Federal Reserve's preferred measure -the change in the price index of personal consumption expenditures excluding food and energy (core PCE)-, the unemployment rate, the creation of new jobs⁴, a financial conditions index⁵, the layoff and discharges rate and the job openings rate⁶.

In May 1989, inflation had been declining but was still above the previous low of 2.8% y/y reached at the start of 1987. The unemployment rate was stable and there was ongoing job creation although with a clear loss of momentum. Financial conditions were tightening. In 1995, the Federal Reserve succeeded in engineering a soft landing: monetary tightening cooled down inflation but did not cause a recession. The unemployment rate had declined the year before and stabilised thereafter, job creation was strong, credit standards were loose and inflation low, which enabled the Fed to stop raising its policy rates. In May 2000, inflation was below target, the labour market was still in good shape, financial conditions were close to neutral but credit standards had tightened significantly. In June 2006, the unemployment rate was stable but the pace of job creation was slowing. Access to credit was easy, financial conditions were accommodative and inflation at 2.6% must have been considered sufficiently close to target to justify no further rate increases. In December 2018, inflation was in line with target and the unemployment rate was low. The rate of job openings was still high but the pace of job creation was slowing. With inflation at target, there was no need to hike further.

¹ Source: Federal Reserve, Transcript of Chair Powell's Press Conference, 3 May 2023.

² The neutral rate is the real short-term interest rate whereby monetary policy is neither contractionary nor expansionary.

³ The analysis starts with the tightening cycle that ended in 1989. During the tightening under Volcker in the early 80s, the federal funds rate was very volatile, which is why this episode has not been taken into account.

⁴ A 3- and 12-month moving average of the monthly change in nonfarm payrolls is shown. The comparison allows to assess the momentum in terms of job creations.

⁵ The Chicago Fed's National Financial Conditions Index (NFCI) provides a comprehensive weekly update on U.S. financial conditions in money markets, debt and equity markets and the traditional and "shadow" banking systems. Positive values of the NFCI indicate financial conditions that are tighter than average, while negative values indicate financial conditions that are looser than average. (Source: FRED). Tighter financial conditions are expected to weigh on economic growth through a variety of transmission channels.

⁶ The layoff and job openings rate are included based on the view that as the economy slows down, there will be fewer job openings and an increase in layoffs.

“ The Federal Reserve is torn between inflation that is still well above target and the prospect that past rate hikes and tighter credit standards should weigh on activity in the coming months.



EDITORIAL

4

At the current juncture, the labour market remains very strong (the unemployment rate, the job openings rate -although this has been declining from exceptionally high levels-, the pace of job creation -although here again it is down). Financial conditions remain easy whereas credit standards have tightened strongly. Inflation is still well above target.

Based on past experience -admittedly with a small number of observations-, it seems that each end of the hiking cycle was different: tight financial conditions and a slowing job growth in 1989, the feeling of 'mission accomplished' in 1995 (soft landing), the credit crunch in 2000, a clear worsening of the labour market (job growth) in 2006 and slowing job creation with low inflation in 2018. Moreover, the Fed has tended to stop hiking rates although the pace of job creation was still rather healthy and well before the unemployment rate picked up significantly. Today, the challenge is huge, also compared with history, with still high inflation, still strong job creation -though less than before- and a huge tightening in credit standards. Reading between the lines, this last point -which has been mentioned on several occasions- in combination with the cumulative tightening is what pushes Powell to hint at conditions being sufficiently tight. This is also what the market is pricing in.

William De Vijlder

US DATA WHEN FED FUNDS REACH CYCLICAL PEAK

	Month in which terminal rate of federal funds rate was reached					Latest observation
	May 1989	February 1995	May 2000	June 2006	December 2018	
Core PCE	4.4%	2.3%	1.7%	2.6%	2.1%	4.6%*
Unemployment rate	5.2%	5.4%	4.0%	4.6%	3.9%	3.4%**
Nonfarm payrolls (3MMAV)	162	273	329	96	148	222**
Nonfarm payrolls (12MMAV)	246	326	275	199	190	333**
Chicago Fed national financial conditions	0.26%	-0.63%	-0.04%	-0.59%	-0.41%	-0.23%
Layoffs and discharges rate	N.A.	N.A.	N.A.	1.3%	1.2%	1.2%*
Job openings rate	N.A.	N.A.	N.A.	3.3%	4.8%	5.8%*
Net percentage of domestic banks tightening standards for commercial and industrial loans to large and middle-market firms (quarterly data)	N.A.	-10.2	24.6	-12.3	-15.9	46.0***

TABLE 1 *March 2023 **April 2023 ***Q2 2023

SOURCE: FRED, FEDERAL RESERVE OF ST. LOUIS, BNP PARIBAS



BNP PARIBAS

The bank
for a changing
world

MARKETS OVERVIEW

OVERVIEW

Week 28-4 23 to 5-5-23

▼ CAC 40	7 492	▶ 7 433	-0.8 %
▼ S&P 500	4 169	▶ 4 136	-0.8 %
↑ Volatility (VIX)	#N/A	▶ #N/A	#N/A pb
↔ Euribor 3M (%)	3.27	▶ 3.28	+1.5 bp
↔ Libor \$ 3M (%)	5.30	▶ 5.34	+3.4 bp
▼ OAT 10y (%)	2.84	▶ 2.82	-2.3 bp
▼ Bund 10y (%)	2.32	▶ 2.30	-2.6 bp
↔ US Tr. 10y (%)	3.43	▶ 3.44	+0.7 bp
▼ Euro vs dollar	1.10	▶ 1.10	-0.3 %
↔ Gold (ounce, \$)	1 990	▶ 2 012	+1.1 %
▼ Oil (Brent, \$)	79.5	▶ 75.4	-5.2 %

Interest Rates

	highest 23	lowest 23
€ ECB	3.50	2.50 at 02/01
Eonia	-0.51	-0.51 at 02/01
Euribor 3M	3.28	3.29 at 24/04
Euribor 12M	3.77	3.98 at 09/03
\$ FED	5.25	5.25 at 04/05
Libor 3M	5.34	5.34 at 05/05
Libor 12M	5.20	5.88 at 08/03
E BoE	4.25	4.25 at 23/03
Libor 3M	4.63	4.64 at 02/05
Libor 12M	0.81	0.81 at 02/01

Yield (%)

	highest 23	lowest 23
€ AVG 5-7y	2.64	2.64 at 02/01
Bund 2y	2.72	3.36 at 08/03
Bund 10y	2.30	2.75 at 02/03
OAT 10y	2.82	3.23 at 03/03
Corp. BBB	4.42	4.75 at 03/03
\$ Treas. 2y	3.98	5.12 at 08/03
Treas. 10y	3.44	4.06 at 02/03
High Yield	8.78	9.16 at 20/03
£ gilt. 2y	3.77	4.33 at 19/04
gilt. 10y	3.78	3.86 at 19/04

EXCHANGE RATES

1€ =	highest 23	lowest 23	2023
USD	1.10	1.11 at 03/05	1.05 at 05/01 +3.1%
GBP	0.87	0.90 at 03/02	0.87 at 05/05 -1.7%
CHF	0.98	1.00 at 24/01	0.97 at 15/03 -0.5%
JPY	148.47	150.77 at 01/05	138.02 at 03/01 +5.4%
AUD	1.63	1.67 at 26/04	1.53 at 27/01 +3.7%
CNY	7.61	7.66 at 03/05	7.23 at 05/01 +2.5%
BRL	5.47	5.79 at 04/01	5.40 at 08/03 -3.0%
RUB	85.05	91.39 at 26/04	73.32 at 12/01 +9.2%
INR	90.04	90.45 at 03/05	86.58 at 08/03 +2.0%

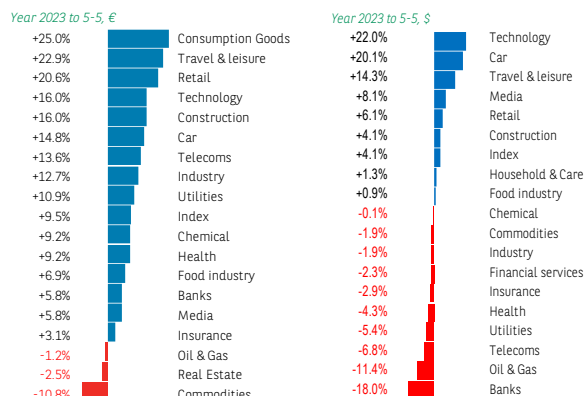
COMMODITIES

Spot price, \$	highest 23	lowest 23	2023	2023(e)
Oil, Brent	75.4	88.2 at 23/01	72.4 at 03/05	-11.3% -14.0%
Gold (ounce)	2 012	2 047 at 04/05	1 810 at 24/02	+10.8% +7.4%
Metals, LME	3 894	4 404 at 26/01	3 824 at 15/03	-2.2% -5.2%
Copper (ton)	8 560	9 331 at 23/01	8 236 at 04/01	+2.3% -0.8%
wheat (ton)	241	2.9 at 13/02	219 at 02/05	-15.7% -18.3%
Corn (ton)	242	2.7 at 13/02	237 at 27/04	-0.7% -9.8%

EQUITY INDICES

Index	highest 23	lowest 23	2023
World			
MSCI World	2 822	2 848 at 02/02	2 595 at 05/01 +8.4%
North America			
S&P500	4 136	4 180 at 02/02	3 808 at 05/01 +7.7%
Europe			
EuroStoxx50	4 340	4 409 at 21/04	3 856 at 02/01 +14.4%
CAC 40	7 433	7 577 at 21/04	6 595 at 02/01 +1.5%
DAX 30	15 961	15 961 at 05/05	14 069 at 02/01 +14.6%
IBEX 35	9 147	9 511 at 06/03	8 370 at 02/01 +1.1%
FTSE100	7 778	8 014 at 20/02	7 335 at 17/03 +0.4%
Asia			
MSCI, loc.	1 141	1 147 at 01/05	1 065 at 04/01 +0.7%
Nikkei	29 158	29 158 at 02/05	25 717 at 04/01 +11.7%
Emerging			
MSCI Emerging (\$)	982	1 052 at 26/01	941 at 16/03 +0.3%
China	64	75 at 27/01	62 at 20/03 +0.4%
India	755	786 at 18/01	703 at 16/03 -3.1%
Brazil	1 437	1 574 at 25/01	1 296 at 23/03 -7.3%

PERFORMANCE BY SECTOR (Eurostoxx50 & S&P500)



SOURCE: REFINITIV, BNP PARIBAS

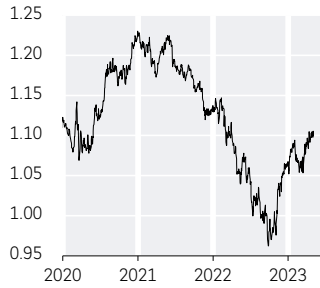


BNP PARIBAS

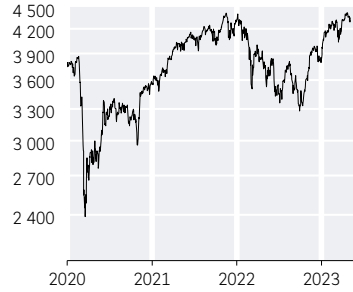
The bank for a changing world

MARKETS OVERVIEW

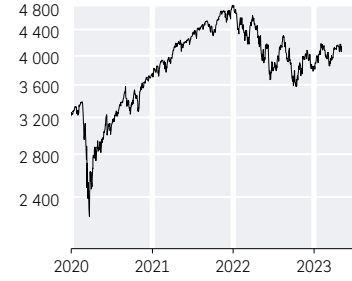
EURO-DOLLAR



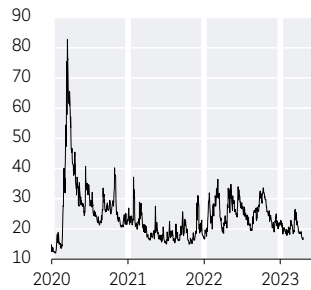
EUROSTOXX50



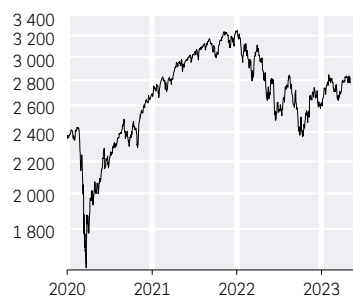
S&P500



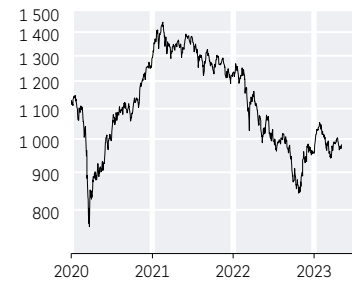
VOLATILITY (VIX, S&P500)



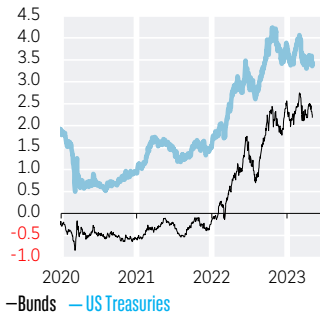
MSCI WORLD (USD)



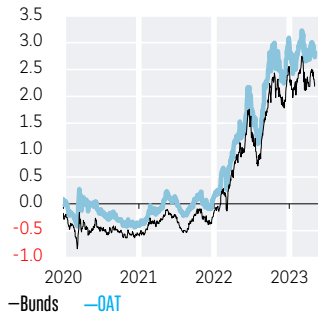
MSCI EMERGING (USD)



10Y BOND YIELD, TREASURIES VS BUND



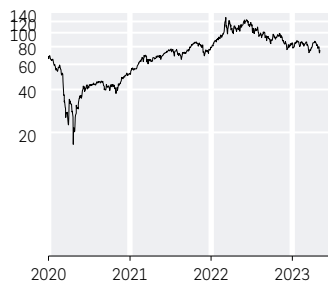
10Y BOND YIELD



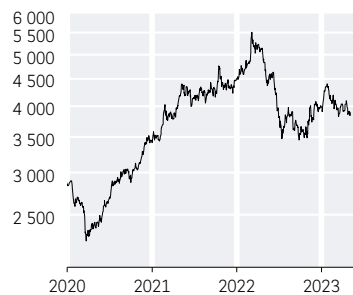
10Y BOND YIELD & SPREADS

Year 2023 to 5-5		
5.10%	Greece	280 bp
4.13%	Italy	183 bp
3.38%	Spain	108 bp
3.03%	Portugal	73 bp
2.98%	Belgium	68 bp
2.95%	Austria	65 bp
2.89%	Finland	59 bp
2.82%	France	52 bp
2.73%	Ireland	43 bp
2.66%	Netherlands	36 bp
2.30%	Germany	

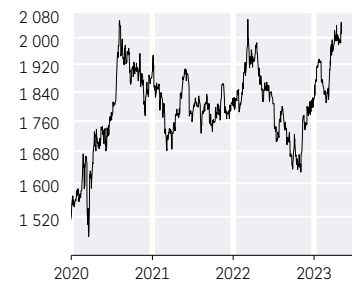
OIL (BRENT, USD)



METALS (LMEX, USD)



GOLD (OUNCE, USD)



SOURCE: REFINITIV, BNP PARIBAS

ECONOMIC PULSE

CREDIT PULSE IN THE EUROZONE: MONETARY POLICY TIGHTENING IS CAUSING AN HISTORIC DROP IN DEMAND FOR BANK LOANS

Already noticeable in Q4 2022, the effects of monetary policy tightening on the distribution of bank credit in the eurozone intensified significantly in Q1 2023. The impulse of bank lending to the private sector has been negative since February 2023, for the first time since 2014, excluding 2021 (after-effects of Covid support measures and loans). Credit impulse to non-financial companies, albeit sharply down, remains positive for the time being, while that of household loans, negative since November 2022, is still decreasing.

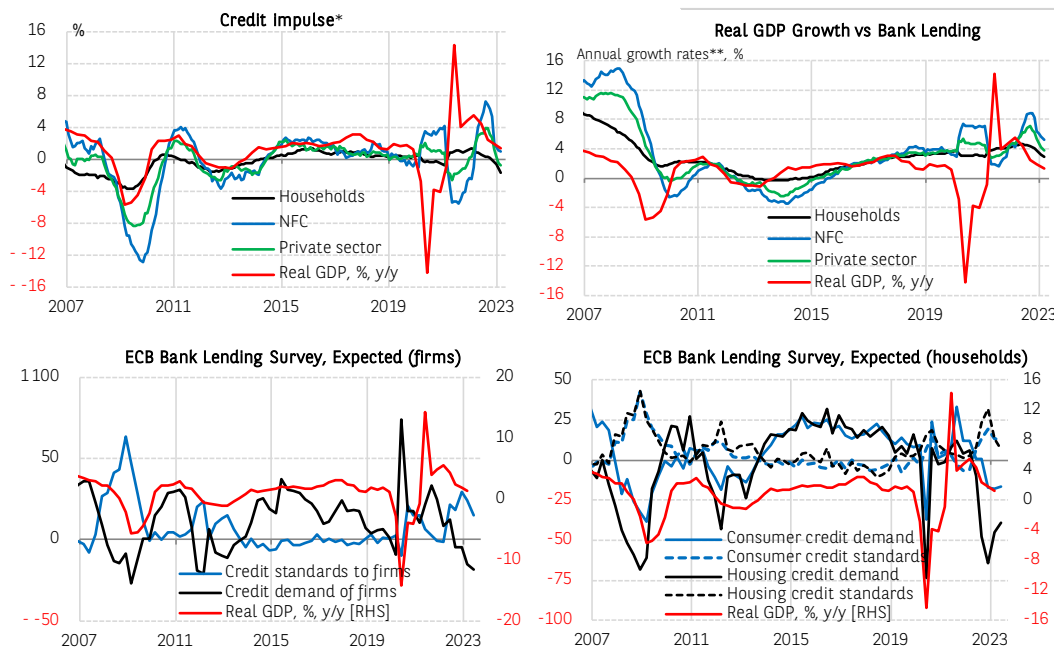
The year-on-year variation in private sector loan outstandings almost halved between September 2022 (+7.1%) and March 2023 (+3.8%). Starting from a much more sustained pace (+8.9%), loans to non-financial companies maintained a rate of growth (+5.2% in March) greater than that of loans to households (+2.9% in March compared to +4.6% in May 2022, the most recent peak). These developments should contribute to the decrease of inflation from summer 2023 (+7.0% in April), at the price of a sustained slowdown in activity over the coming months (expected GDP growth of +0.6% in 2023 after +3.5% in 2022). Banks surveyed between 22 March and 6 April 2023 report a particularly pronounced tightening of the criteria for granting loans to companies in the first quarter of 2023, unprecedented since the sovereign debt crisis in 2011. The main factors put forward are the economic outlook and companies' individual situations. Banks also indicated a substantial tightening of home loan criteria, justified by the increase in perceived risk. Consumer credit stands out due to a more moderate tightening.

The sharp rise in financing costs caused by the tightening of monetary policy and the drop in investment spending led to the sharpest drop in demand for corporate financing recorded since the 2008 crisis, which was much higher than expected in Q4 2022. Demand for home loans suffered from weak consumer confidence and, above all, rising borrowing rates. Its contraction was close to that seen in Q4 2022, which was already the most significant since the start of the survey (2003). In comparison, the decline in demand for consumer loans appears limited.

For Q2 2023, banks are considering further tightening of lending criteria for businesses and housing, albeit at more moderate rates than in Q1 as we foresee the end of monetary policy tightening during the summer. Consumer loans, on the other hand, should see their criteria tighten at the same pace – rather contained – as in Q1. At the same time, banks are anticipating less pronounced declines in demand from both companies and households.

Laurent Quignon

CREDIT IMPULSE IN THE EUROZONE



* Credit impulse is measured as the annual change of annual growth rate of MFI loans.

** Adjusted for securitizations.

SOURCES : ECB, ECB SURVEY ON THE DISTRIBUTION OF CREDIT, BLS, BNP PARIBAS

ECONOMIC SCENARIO

8

UNITED STATES

The U.S. economy continued to grow in Q4, although it slowed slightly compared to Q3. However, the main drivers of growth, namely household consumption and private inventories, are fragile, suggesting that the economy should continue to slow. This slowdown remains progressive however as evidenced by the slow puncture of the labour market, with job creation remaining high, the unemployment rate low and wage growth buoyant. Inflation seems to have peaked in the middle of 2022, but core disinflation remains gradual in such a way that headline inflation should stay significantly above the target of 2% by the end of 2023. From this point of view, the Fed is probably not quite done with raising its policy rates yet. The ongoing monetary tightening is expected to drive the US economy into recession in the second half of 2023 and limit the expected recovery in 2024.

CHINA

Economic growth, which was sluggish and unbalanced in 2022, will strengthen in 2023. The end of the zero Covid policy has led to a rebound in private demand and activity in the services sector since late January, and household consumption will continue to benefit from large catch-up effects in the short term. However, while export and industrial production prospects are darkened by the weakening in global demand, activity driven by the domestic market remains constrained by important drags. In fact, the recovery in the labour market remains uncertain, the improvement in the property and construction sectors is likely to be limited, and the worrying financial situation of local governments should constrain public investment. Fiscal and monetary support is expected to be prudent. Consumer price inflation, which averaged 2% in 2022, should accelerate only mildly in 2023.

EUROZONE

Economic growth in the eurozone was zero in the fourth quarter of 2022, but better than expected for 2022 as a whole, at 3.5%. It continued to surprise favorably in the early months of 2023 judging by the improvement in survey data (business confidence and, to a lesser extent, consumer confidence). However, the combination of the inflationary shock, the energy crisis and forced monetary tightening and the build-up of their negative effects will weaken activity in 2023. Real GDP growth should be weakly positive in 2023 and 2024, at 0.8% and 0.5% respectively. Although it is expected to decline throughout 2023, inflation would remain elevated and well above the 2% target at the end of this year and still a bit above at the end of 2024, forcing monetary policy to remain in restrictive territory.

FRANCE

Real GDP growth has decreased in H2 2022 (0.2% q/q in Q3 and 0.1% in Q4, after +0.5% in Q2). Corporate investment and inventory rebuilding have remained the main growth drivers, whereas household demand has played on the downside: household consumption has decreased by 1.2% q/q in Q4 and their investment by 0.9%. As inflation is still high (and has reached a new peak of 7.3% y/y in February 2023 according to the harmonized measure) and because of rising interest rates, household demand should remain subdued in 2023, weighing on our GDP growth forecast (0.5% in 2023, compared to 2.6% in 2022).

RATES AND EXCHANGE RATES

In the US, the Federal Reserve should continue its tightening policy, but the terminal rate of the federal funds seems to have moved closer given the ongoing tightening of monetary and financial conditions and lending standards. Our forecasts now see it sooner and 50 basis points lower, at 5.25% (upper end of the target range) in May of this year. Given the expected slow decline in inflation and despite the economy entering recession, this level should be maintained through 2023 and only be followed by rate cuts in 2024. US Treasuries are largely pricing in the upcoming rate hikes. In the near-term, there is still some upward potential, in view of the Fed's bias, albeit somewhat less pronounced, to continue hiking, but subsequently yields should move lower as the inflation outlook improves and the market starts anticipating policy easing in 2024.

The ECB Governing Council is also expected to continue to raise its policy rates. If, for the Fed, we expect the hike in May to be the last one, for the ECB, the expected increase in May would be followed by two more, bringing the deposit rate at 3.75% in Q3. In the near term, government bond yields could resume rising if the ECB continues to tighten but thereafter yields should move lower, driven by a gradual decline in inflation. Lower US yields should also play a role in the decline of Eurozone yields.

The Bank of Japan has increased the upper end of its target range for the 10-year JGB yield to 0.5% and further adjustments to the yield curve control policy cannot be excluded. Nevertheless, we do not expect the BoJ to proceed with a rate hike.

We expect the dollar to weaken somewhat versus the euro. The dollar's valuation is expensive, positioning in the market is very long and the long-term interest rate differential should narrow. We expect the yen to remain around current levels in the near term before strengthening versus the dollar considering that the federal funds rate should have reached its terminal rate.

INFLATION* AND GDP GROWTH**

%	GDP Growth**				Inflation*			
	2021	2022	2023 e	2024 e	2021	2022	2023 e	2024 e
United-States	5,9	2,1	1,4	-0,1	4,7	8,0	4,4	2,6
Japan	2,2	1,0	1,2	0,8	-0,2	2,5	3,3	1,7
United-Kingdom	7,6	4,1	0,3	1,0	2,6	9,1	6,6	2,0
Euro Area	5,3	3,5	0,6	0,5	2,6	8,4	5,4	2,6
Germany	2,6	1,9	0,0	0,5	3,2	8,7	5,8	2,6
France	6,8	2,6	0,5	0,6	2,1	5,9	6,1	3,0
Italy	7,0	3,8	0,9	0,6	1,9	8,7	6,1	2,2
Spain	5,5	5,5	1,8	0,8	3,0	8,3	3,2	2,2
China	8,4	3,0	5,6	5,3	0,9	2,0	2,7	2,5
India***	8,7	7,0	5,7	6,0	5,5	6,7	5,4	4,5
Brazil	5,0	2,9	1,5	0,5	8,3	9,3	5,5	5,5

* LAST UPDATE 28 APRIL 2023: INFLATION JAPAN; 20 APRIL 2023: INFLATION EUROZONE, GERMANY, FRANCE, ITALY, SPAIN AND UK; 31 MARCH 2023: US GDP AND INFLATION

** LAST UPDATE 4 MAY 2023: GDP UK; 21 APRIL 2023: GDP EUROZONE, GERMANY, FRANCE, ITALY AND SPAIN

*** FISCAL YEAR FROM 1ST APRIL OF YEAR N TO MARCH 31ST OF YEAR N+1

SOURCE: BNP PARIBAS (E: ESTIMATES & FORECASTS)

INTEREST AND EXCHANGE RATES

Interest rates, %		Q2 2023	Q3 2023	Q4 2023	Q4 2024
End of period					
US	Fed Funds (upper limit)*	5.25	5.25	5.25	3.50
	T-Note 10y **	3.75	3.50	3.40	3.25
Eurozone	deposit rate*	3.50	3.75	3.75	2.75
	Bund 10y **	2.60	2.45	2.20	2.00
	OAT 10y	3.15	3.00	2.72	2.50
	BTP 10y	4.60	4.70	4.45	3.80
	BONO 10y	3.60	3.55	3.30	2.90
UK	Base rate*	4.50	4.50	4.50	3.50
	Gilts 10y **	3.75	3.50	3.35	2.80
Japan	BoJ Rate	-0.10	-0.10	-0.10	0.10
	JGB 10y**	0.45	0.60	0.65	0.80

Exchange Rates		Q2 2023	Q3 2023	Q4 2023	Q4 2024
End of period					
USD	EUR / USD	1.10	1.12	1.14	1.18
	USD / JPY	133	130	127	121
	GBP / USD	1.24	1.26	1.28	1.33
EUR	EUR / GBP	0.89	0.89	0.89	0.89
	EUR / JPY	146	146	145	143
Brent					
End of period					
Brent	USD/bbl	85	90	90	95

* DEPOSIT RATE: LAST UPDATE AT 27 APRIL 2023, FED FUNDS : 31 MARCH 2023, BOE RATE: 20 APRIL 2023

** BUND 10Y: LAST UPDATE AT 3 MAY, GILTS 10Y: 20 APRIL 2023, JGB 10Y: 28 MARCH, US 10Y: 12 APRIL

SOURCES: BNP PARIBAS (MARKET ECONOMICS, INTEREST RATE STRATEGY, FX STRATEGY, COMMODITIES DESK STRATEGY)



BNP PARIBAS

The bank
for a changing
world

FURTHER READING

9

French growth: a tale of three sectors (transport equipment, food and housing)	EcoTVWeek	5 May 2023
Inflation Tracker May 2023	EcoCharts	4 May 2023
Kenya: strong pressure on external solvency	Chart of the Week	3 May 2023
The nexus between price stability, financial stability and fiscal sustainability (part 2): the coordination between monetary and fiscal policy	EcoWeek	2 May 2023
Pricing power: the return, and soon the end?	EcoTVWeek	28 April 2023
United States: money supply slumps	Chart of the Week	26 April 2023
The nexus between price stability, financial stability and fiscal sustainability (part 1)	EcoWeek	24 April 2023
Eurozone: How far can the divergence between industry and services go?	EcoBrief	21 April 2023
OECD: April 2023 Pulse	EcoPulse	21 April 2023
About the impact of the structural decoupling between US and Chine on Emerging Markets	EcoTVWeek	21 April 2023
CO2 emissions: who is making the trend?	Chart of the Week	19 April 2023
The multiple factors underpinning the renewed strength of the euro against the dollar	EcoWeek	17 April
Nigeria's presidential election: a tight victory for significant challenges	EcoTVWeek	14 April 2023
Increase in business insolvencies in Europe: should we be worried?	EcoFlash	14 April 2023
The spectre of a structural decoupling of the US and China	EcoEmerging	14 April 2023
Real estate prices in Europe: towards a wider reversal?	Chart of the Week	12 April 2023
The US labour market: a slow puncture	EcoWeek	10 April 2023
It takes time to stop a train. Monetary policy and the services sector	EcoTVWeek	7 April 2023
Inflation Tracker April 2023	EcoChart	6 April 2023
A tool for each target, or how to reconcile price stability and financial stability	EcoPerspectives	6 April 2023
Brazil: current trade patterns with China threaten the promise of re-industrialization	Chart of the Week	5 April 2023



GROUP ECONOMIC RESEARCH

William De Vijlder
Chief Economist

+33 1 55 77 47 31

william.devijlder@bnpparibas.com

OECD ECONOMIES AND STATISTICS

Hélène Baudchon
Deputy chief economist, Head - United States

+33 1 58 16 03 63

helene.baudchon@bnpparibas.com

Stéphane Colliac
France, Germany

+33 1 42 98 43 86

stephane.colliac@bnpparibas.com

Guillaume Derrien
Eurozone, Southern Europe, Japan, United Kingdom - Global trade

+33 1 55 77 71 89

guillaume.a.derrien@bnpparibas.com

Veary Bou, Tarik Rharrab
Statistics

ECONOMIC PROJECTIONS, RELATIONSHIP WITH THE FRENCH NETWORK

Jean-Luc Proutat
Head

+33 1 58 16 73 32

jean-luc.proutat@bnpparibas.com

BANKING ECONOMICS

Laurent Quignon
Head

+33 1 42 98 56 54

laurent.quignon@bnpparibas.com

Céline Choulet

+33 1 43 16 95 54

celine.choulet@bnpparibas.com

Thomas Humblot

+33 1 40 14 30 77

thomas.humblot@bnpparibas.com

Marianne Mueller

+33 1 40 14 48 11

marianne.mueller@bnpparibas.com

EMERGING ECONOMIES AND COUNTRY RISK

François Faure
Head - Argentina, Turkey - Methodology, Modelling

+33 1 42 98 79 82

francois.faure@bnpparibas.com

Christine Peltier
Deputy Head - Greater China, Vietnam - Methodology

+33 1 42 98 56 27

christine.peltier@bnpparibas.com

Stéphane Alby
Africa (French-speaking countries)

+33 1 42 98 02 04

stephane.alby@bnpparibas.com

Pascal Devaux
Middle East, Balkan countries

+33 1 43 16 95 51

pascal.devaux@bnpparibas.com

Hélène Drouot
South Korea, Philippines, Thailand, Andean countries

+33 1 42 98 33 00

helene.drouot@bnpparibas.com

Salim Hammad
Latin America

+33 1 42 98 74 26

salim.hammad@bnpparibas.com

Cynthia Kalasopatan Antoine
Ukraine, Central European countries

+33 1 53 31 59 32

cynthia.kalasopatan.antoine@bnpparibas.com

Johanna Melka
India, South Asia, Russia, Kazakhstan

+33 1 58 16 05 84

johanna.melka@bnpparibas.com

Lucas Plé
Africa (Portuguese & English-speaking countries)

+33 1 40 14 50 18

lucas.ple@bnpparibas.com

CONTACT MEDIA

Mickaelle Fils Marie-Luce

+33 1 42 98 48 59

mickaelle.filsmarie-luce@bnpparibas.com



BNP PARIBAS

**The bank
for a changing
world**

GROUP ECONOMIC RESEARCH

ECOCONJONCTURE

Structural or thematic topics.

ECOMERGING

Analyses and forecasts for a selection of emerging economies.

ECOPERSPECTIVES

Analyses and forecasts with a focus on developed countries.

ECOFLASH

Data releases, major economic events.

ECOWEEK

Recent economic and policy developments, data comments, economic calendar, forecasts.

ECOCHARTS

Easy-to-read monthly overview of inflation dynamics in the main developed economies.

ECOPULSE

Monthly barometer of key economic indicators of the main OECD countries.

ECOTV WEEK

MACROWAVES

Our economic podcast.

HOW TO RECEIVE OUR PUBLICATIONS

SUBSCRIBE ON OUR WEBSITE
see the [Economic Research website](#)

&

FOLLOW US ON LINKEDIN
see the [Economic Research linkedin page](#)

OR TWITTER

see the [Economic Research Twitter page](#)



The information and opinions contained in this report have been obtained from, or are based on, public sources believed to be reliable, but no representation or warranty, express or implied, is made that such information is accurate, complete or up to date and it should not be relied upon as such. This report does not constitute an offer or solicitation to buy or sell any securities or other investment. It does not constitute investment advice, nor financial research or analysis. Information and opinions contained in the report are not to be relied upon as authoritative or taken in substitution for the exercise of judgement by any recipient; they are subject to change without notice and not intended to provide the sole basis of any evaluation of the instruments discussed herein. Any reference to past performance should not be taken as an indication of future performance. To the fullest extent permitted by law, no BNP Paribas group company accepts any liability whatsoever (including in negligence) for any direct or consequential loss arising from any use of or reliance on material contained in this report. All estimates and opinions included in this report are made as of the date of this report. Unless otherwise indicated in this report there is no intention to update this report. BNP Paribas SA and its affiliates (collectively "BNP Paribas") may make a market in, or may, as principal or agent, buy or sell securities of any issuer or person mentioned in this report or derivatives thereon. BNP Paribas may have a financial interest in any issuer or person mentioned in this report, including a long or short position in their securities and/or options, futures or other derivative instruments based thereon. Prices, yields and other similar information included in this report are included for information purposes. Numerous factors will affect market pricing and there is no certainty that transactions could be executed at these prices. BNP Paribas, including its officers and employees may serve or have served as an officer, director or in an advisory capacity for any person mentioned in this report. BNP Paribas may, from time to time, solicit, perform or have performed investment banking, underwriting or other services (including acting as adviser, manager, underwriter or lender) within the last 12 months for any person referred to in this report. BNP Paribas may be a party to an agreement with any person relating to the production of this report. BNP Paribas, may to the extent permitted by law, have acted upon or used the information contained herein, or the research or analysis on which it was based, before its publication. BNP Paribas may receive or intend to seek compensation for investment banking services in the next three months from or in relation to any person mentioned in this report. Any person mentioned in this report may have been provided with sections of this report prior to its publication in order to verify its factual accuracy.

BNP Paribas is incorporated in France with limited liability. Registered Office 16 Boulevard des Italiens, 75009 Paris. This report was produced by a BNP Paribas group company. This report is for the use of intended recipients and may not be reproduced (in whole or in part) or delivered or transmitted to any other person without the prior written consent of BNP Paribas. By accepting this document you agree to be bound by the foregoing limitations.

Certain countries within the European Economic Area:

This report has been approved for publication in the United Kingdom by BNP Paribas London Branch. BNP Paribas London Branch is authorised and supervised by the Autorité de Contrôle Prudentiel and authorised and subject to limited regulation by the Financial Services Authority. Details of the extent of our authorisation and regulation by the Financial Services Authority are available from us on request.

This report has been approved for publication in France by BNP Paribas SA. BNP Paribas SA is incorporated in France with Limited Liability and is authorised by the Autorité de Contrôle Prudentiel (ACP) and regulated by the Autorité des Marchés Financiers (AMF). Its head office is 16, boulevard des Italiens 75009 Paris, France.

This report is being distributed in Germany either by BNP Paribas London Branch or by BNP Paribas Niederlassung Frankfurt am Main, a branch of BNP Paribas S.A. whose head office is in Paris, France. BNP Paribas S.A. - Niederlassung Frankfurt am Main, Europa Allee 12, 60327 Frankfurt is authorised and supervised by the Autorité de Contrôle Prudentiel and it is authorised and subject to limited regulation by the Bundesanstalt für Finanzdienstleistungsaufsicht (BaFin).

United States: This report is being distributed to US persons by BNP Paribas Securities Corp., or by a subsidiary or affiliate of BNP Paribas that is not registered as a US broker-dealer. BNP Paribas Securities Corp., a subsidiary of BNP Paribas, is a broker-dealer registered with the U.S. Securities and Exchange Commission and a member of the Financial Industry Regulatory Authority and other principal exchanges. BNP Paribas Securities Corp. accepts responsibility for the content of a report prepared by another non-U.S. affiliate only when distributed to U.S. persons by BNP Paribas Securities Corp.

Japan: This report is being distributed in Japan by BNP Paribas Securities (Japan) Limited or by a subsidiary or affiliate of BNP Paribas not registered as a financial instruments firm in Japan, to certain financial institutions defined by article 17-3, item 1 of the Financial Instruments and Exchange Law Enforcement Order. BNP Paribas Securities (Japan) Limited is a financial instruments firm registered according to the Financial Instruments and Exchange Law of Japan and a member of the Japan Securities Dealers Association and the Financial Futures Association of Japan. BNP Paribas Securities (Japan) Limited accepts responsibility for the content of a report prepared by another non-Japan affiliate only when distributed to Japanese based firms by BNP Paribas Securities (Japan) Limited. Some of the foreign securities stated on this report are not disclosed according to the Financial Instruments and Exchange Law of Japan.

Hong Kong: This report is being distributed in Hong Kong by BNP Paribas Hong Kong Branch, a branch of BNP Paribas whose head office is in Paris, France. BNP Paribas Hong Kong Branch is registered as a Licensed Bank under the Banking Ordinance and regulated by the Hong Kong Monetary Authority. BNP Paribas Hong Kong Branch is also a Registered Institution regulated by the Securities and Futures Commission for the conduct of Regulated Activity Types 1, 4 and 6 under the Securities and Futures Ordinance.

Some or all the information reported in this document may already have been published on <https://globalmarkets.bnpparibas.com>

© BNP Paribas (2015). All rights reserved.

Published by BNP PARIBAS Economic Research

Head office: 16 boulevard des Italiens - 75009 Paris France / Phone : +33 (0) 1.42.98.12.34

Internet: www.group.bnpparibas.com - www.economic-research.bnpparibas.com

Head of publication : Jean Lemierre / Chief editor: William De Vijlder

Copyright: Joseph Sohm



BNP PARIBAS

The bank
for a changing
world