

REVUE DES MARCHÉS

Marchés obligataires

	en %		en pb		
	06-mai-26	1 semaine	1 mois	Cumul annuel	1 an
Bund 2a	2.51	-8.2	-8.9	+41.9	+76.5
Bund 5a	2.66	-5.3	-3.7	+19.9	+64.3
Bund 10a	2.96	-3.5	-0.5	+10.2	+43.0
OAT 10a	3.56	-7.0	-6.9	+5.8	+30.1
BTP 10a	3.75	-11.4	-9.7	+24.8	+10.8
BONO 10a	3.43	-7.2	-4.8	+18.2	+23.7
Treasuries 2a	3.85	-1.4	-0.1	+37.4	+4.5
Treasuries 5a	4.00	-2.5	+1.6	+27.5	+10.6
Treasuries 10a	4.35	-1.2	+1.4	+18.8	+3.2
Gilt 2a	4.39	-3.6	+6.3	+63.5	+56.5
Treasuries 5a	4.48	-0.6	+9.7	+63.5	+50.5
Gilt 10a	4.94	-3.9	+10.4	+47.6	+17.2

Taux de change - Matières premières

	en niveau		variation, %		
	06-mai-26	1 semaine	1 mois	Cumul annuel	1 an
EUR/USD	1.18	-0.1	+1.9	+0.1	+3.6
GBP/USD	1.36	-0.1	+2.8	+1.1	+1.7
USD/JPY	156.30	-0.2	-2.1	-0.3	+9.4
DXY	98.02	-0.1	-2.0	-0.3	-2.2
EUR/GBP	0.86	+0.0	-0.9	-1.0	+1.9
EUR/CHF	0.92	-0.1	-0.6	-1.6	-2.0
EUR/JPY	183.75	-0.3	-0.3	-0.2	+13.4
Pétrole (Brent, \$)	101.47	-6.2	-6.8	+66.8	+63.2
Or (once, \$)	4697	+1.3	+0.7	+8.6	+38.3

Indices actions

	en niveau		variation, %		
	06-mai-26	1 semaine	1 mois	Cumul annuel	1 an
Monde					
MSCI Monde (\$)	4754	+1.7	+9.8	+7.3	+28.9
Amérique du Nord					
S&P500	7365	+1.9	+11.4	+7.6	+31.4
Dow Jones	49911	+0.8	+6.9	+3.8	+22.2
Nasdaq composite	25839	+2.9	+17.5	+11.2	+46.1
Europe					
CAC 40	8299	+2.3	+4.2	+1.8	+7.8
DAX 30	24919	+2.6	+7.6	+1.7	+7.2
EuroStoxx50	6027	+2.5	+5.9	+4.1	+14.5
FTSE100	10439	+0.7	+0.0	+5.1	+21.4
Asie					
MSCI, loc.	1827	+0.5	+3.0	+8.2	+30.4
Nikkei 225	59513	+0.0	+11.4	+18.2	+61.6
Emergents					
MSCI Emergents (\$)	1699	+6.1	+17.2	+20.9	+49.4
Chine	79	+1.8	+4.1	-4.0	+9.2
Inde	961	+2.2	+6.3	-9.2	-7.4
Brésil	2043	+0.4	+3.2	+24.1	+51.1

Performance par secteur

Eurostoxx600

Année 2026 au 6-5, €

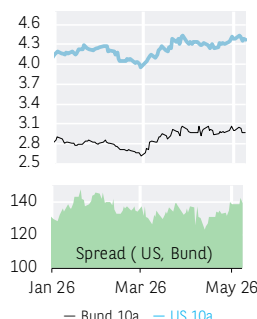
+34.0%	Pétrole & gaz
+24.0%	Matières premières
+21.6%	Télécoms
+14.5%	Scs collectivités
+11.4%	Technologie
+9.3%	Industrie
+9.1%	Chimie
+5.2%	Eurostoxx600
+5.0%	Construction
+3.1%	Banques
+1.7%	Agroalimentaire
+1.5%	Scs financiers
+0.8%	Foncières
+0.0%	Assurances
-3.8%	Santé
-6.5%	Distribution
-7.3%	Voyages & loisirs
-7.8%	Médias
-13.2%	Bs. de conso.

S&P500

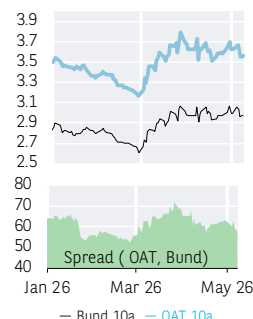
Année 2026 au 6-5, \$

+32.0%	Énergie
+26.7%	Semiconducteurs
+16.5%	Matériel et équipement technologiq
+16.0%	Biens d'équipement
+15.8%	Distribution
+11.9%	Matériaux
+11.7%	Biens de consommation
+10.2%	Médias
+8.6%	Scs collectivités
+8.6%	Alimentation, boissons et tabac
+6.0%	S&P500
+4.4%	Télécoms
-2.5%	Banque
-3.3%	Pharmaceutiques
-5.7%	Services aux consommateurs
-5.7%	Assurances
-10.9%	Santé
-12.7%	Services commerciaux et pro.
-13.0%	Automobiles
-25.2%	Foncières

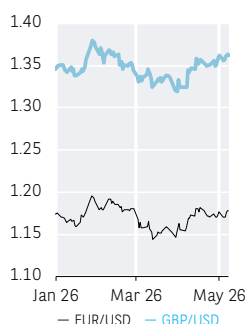
Bund 10a et US Treas. 10a



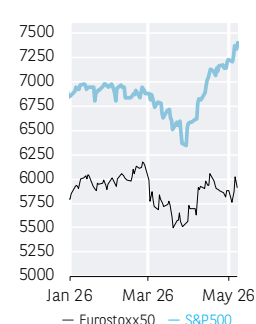
Bund 10a et OAT 10a



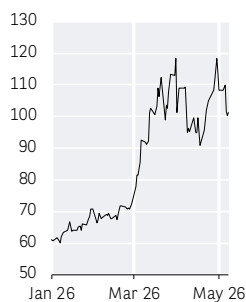
EUR/USD et GBP/USD



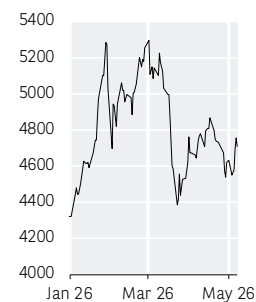
EUROSTOXX 50 et S&P500



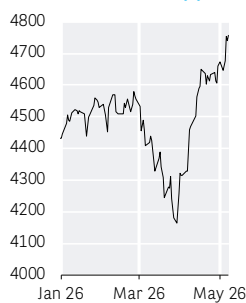
Pétrole (Brent, \$)



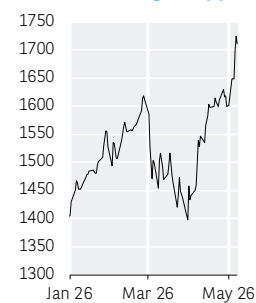
Or (once, \$)



MSCI monde (\$)



MSCI Emergents (\$)



SOURCES : LSEG, BLOOMBERG, BNP PARIBAS
DATAVISUALISATION ET CARTOGRAPHIE : TARIK RHARRAB



BNP PARIBAS

La banque
d'un monde
qui change