

REVUE DES MARCHÉS

Marchés obligataires

	en %		en pb		
	14-févr.-25	1 semaine	1 mois	Cumul annuel	1 an
Bund 2a	2.13	+5.3	-20.2	+6.8	-72.0
Bund 5a	2.19	+5.3	-19.4	+8.1	-14.1
Bund 10a	2.40	+4.6	-22.6	+3.5	+7.7
OAT 10a	3.03	+1.5	-36.6	-9.2	+26.7
BTP 10a	3.41	+5.1	-32.5	-1.6	-45.5
BONO 10a	3.02	+6.0	-26.9	-0.4	-16.2
Treasuries 2a	4.28	-2.7	-9.5	+3.0	-30.0
Treasuries 5a	4.34	-0.8	-25.8	-4.1	+9.3
Treasuries 10a	4.48	-0.8	-30.8	-9.3	+20.0
Gilt 2a	4.22	+3.0	-13.1	+6.8	-33.9
Treasuries 5a	4.27	+3.4	-35.4	-7.8	+34.3
Gilt 10a	4.50	2.0	-38.6	-6.9	+38.4

Taux de change - Matières premières

	en niveau		variation, %		
	14-févr.-25	1 semaine	1 mois	Cumul annuel	1 an
EUR/USD	1.05	+1.6	+2.1	+1.5	-2.0
GBP/USD	1.26	+1.6	+3.4	+0.8	+0.5
USD/JPY	152.17	+0.5	-3.7	-3.2	+1.0
DXY	111.99	+7.9	+11.5	+10.5	+6.1
EUR/GBP	0.83	-0.0	-1.3	+0.7	-2.5
EUR/CHF	0.94	+0.3	+0.2	+0.5	-0.7
EUR/JPY	159.90	+2.1	-1.7	-1.7	-1.0
Pétrole (Brent, \$)	75.01	+0.4	-6.7	+0.4	-9.0
Or (once, \$)	2900	+1.0	+8.5	+10.5	+45.8

Indices actions

	en niveau		variation, %		
	14-févr.-25	1 semaine	1 mois	Cumul annuel	1 an
Monde					
MSCI Monde (\$)	3899	+1.7	+5.9	+5.2	+19.4
Amérique du Nord					
S&P500	6115	+1.5	+4.7	+4.0	+22.3
Dow Jones	44546	+0.5	+4.8	+4.7	+15.9
Nasdaq composite	20027	+2.6	+5.2	+3.7	+26.3
Europe					
CAC 40	8179	+2.6	+10.2	+10.8	+6.5
DAX 30	22513	+3.3	+11.1	+13.1	+32.9
EuroStoxx50	5493	+3.2	+10.3	+12.2	+16.7
FTSE100	8732	+0.4	+6.5	+6.8	+15.4
Asie					
MSCI, loc.	1443	+1.0	+3.4	+0.7	+8.9
Nikkei	39149	+0.9	+1.8	-1.9	+3.8
Emergents					
MSCI Emergents (\$)	1125	+1.5	+6.9	+4.5	+12.7
Chine	73	+7.4	+19.0	+13.2	+41.3
Inde	949	-3.3	-3.0	-7.7	-0.9
Brésil	1367	+3.1	+14.4	+16.2	-18.4

Performance par secteur

Eurostoxx600

Année 2025 au 14-2, €

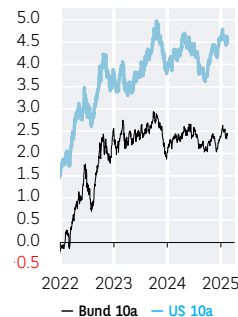
+15.6%	Banques
+12.7%	Bs. de conso.
+11.3%	Technologie
+10.4%	Industrie
+9.8%	Scs financiers
+9.3%	Pétrole & gaz
+9.1%	Chimie
+9.0%	Construction
+8.9%	Médias
+8.8%	Eurostoxx600
+8.5%	Matières premières
+8.0%	Télécoms
+7.3%	Assurances
+6.0%	Distribution
+5.9%	Santé
+4.3%	Agroalimentaire
+4.3%	Foncières
+2.0%	Voyages & loisirs
-0.0%	Scs collectivités

S&P500

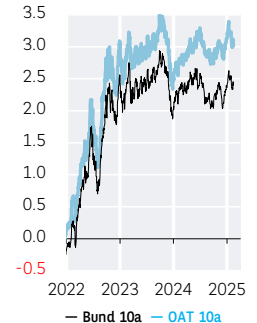
Année 2025 au 14-2, \$

+12.7%	Distribution
+11.6%	Télécoms
+11.5%	Banque
+8.7%	Santé
+8.5%	Médias
+7.4%	Services aux consommateurs
+6.9%	Foncières
+6.8%	Matériaux
+5.8%	Services commerciaux et pro.
+4.2%	Biens de consommation
+4.2%	Scs collectivités
+4.1%	Énergie
+4.0%	S&P500
+3.2%	Alimentation, boissons et tabac
+3.2%	Semiconducteurs
+3.0%	Biens d'équipement
+2.9%	Assurances
+2.4%	Pharmaceutiques
-0.8%	Matériel et équipement technologiques
-11.2%	Automobiles

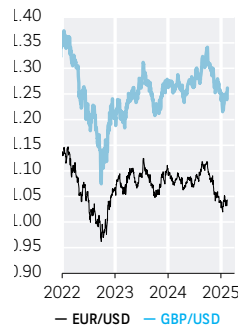
Bund 10a vs US Treas. 10a



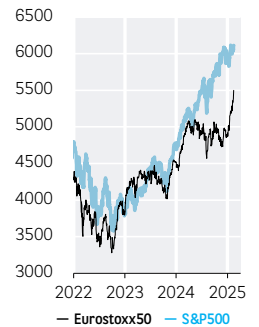
Bund 10a vs OAT 10a



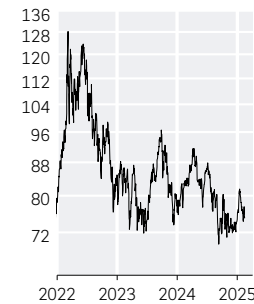
EUR/USD vs GBP/USD



EUROSTOXX 50 vs S&P500



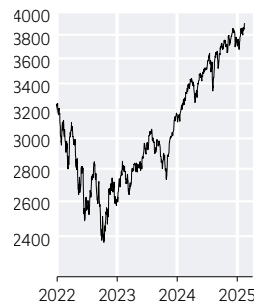
Pétrole (Brent, \$)



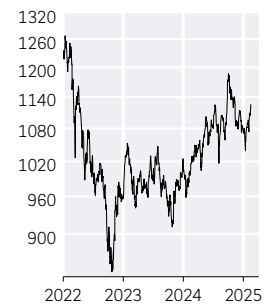
Or (once, \$)



MSCI monde (\$)



MSCI Emergents (\$)



SOURCES : LSEG, BLOOMBERG, BNP PARIBAS

