

# REVUE DES MARCHÉS

## Marchés obligataires

	en %		en pb		
	29-nov-24	1 semaine	1 mois	Cumul annuel	1 an
Bund 2a	1.99	-4.8	-18.5	-69.0	-103.9
Bund 5a	1.91	-12.9	-21.7	-3.1	-44.1
Bund 10a	2.09	-16.3	-24.6	+8.8	-30.0
OAT 10a	2.84	-15.1	-14.4	+37.7	-6.1
BTP 10a	3.16	-23.1	-28.5	-37.4	-84.0
BONO 10a	2.75	-18.7	-24.6	-19.9	-63.1
Treasuries 2a	4.21	-18.1	+6.7	-12.6	-47.3
Treasuries 5a	4.09	-22.5	-0.5	+23.0	-15.7
Treasuries 10a	4.20	-22.4	-6.9	+33.1	-8.0
Gilt 2a	4.08	-6.9	+4.0	+10.7	-46.6
Treasuries 5a	4.10	-14.8	-9.7	+78.6	+13.2
Gilt 10a	4.25	-14.1	-6.9	+64.5	+6.2

## Taux de change - Matières premières

	en niveau		variation, %		
	29-nov-24	1 semaine	1 mois	Cumul annuel	1 an
EUR/USD	1.06	+1.5	-2.2	-4.4	-3.8
GBP/USD	1.27	+1.5	-2.3	-0.3	+0.1
USD/JPY	150.19	-3.0	-2.1	+6.5	+1.9
DX	111.99	+7.9	+11.5	+10.5	+6.1
EUR/GBP	0.83	-0.0	+0.1	-4.1	-3.9
EUR/CHF	0.93	+0.0	-0.8	+0.1	-3.1
EUR/JPY	158.63	-1.6	-4.3	+1.9	-1.9
Pétrole (Brent, \$)	73.20	-2.3	+3.1	-5.8	-11.9
Or (once, \$)	2659	-1.7	-3.9	+28.8	+30.3

## Indices actions

<b>Monde</b>					
MSCI Monde (\$)	3810	+1.2	+2.5	+20.2	+26.4
<b>Amérique du Nord</b>					
S&P500	6032	+1.1	+3.4	+26.5	+32.6
Dow Jones	44911	+1.4	+6.3	+19.2	+26.8
Nasdaq composite	19218	+1.1	+2.7	+28.0	+34.8
<b>Europe</b>					
CAC 40	7235	-0.3	-3.7	-4.1	-0.4
DAX 30	19626	+1.6	+0.8	+17.2	+21.4
EuroStoxx50	4804	+0.3	-2.9	+6.3	+9.9
FTSE100	8287	+0.3	+0.8	+7.2	+11.6
<b>Asie</b>					
MSCI, loc.	1404	-0.2	+0.3	+12.6	+15.0
Nikkei	38208	-0.2	-1.8	+14.2	+14.7
<b>Emergents</b>					
MSCI Emergents (\$)	1079	-0.8	-5.1	+5.4	+9.7
Chine	63	+0.7	-6.7	+13.3	+11.2
Inde	1054	+1.5	-1.6	+14.4	+24.1
Brésil	1305	-6.0	-9.3	-27.5	-22.8

## Performance par secteur

### Eurostoxx600

Année 2024 au 29-11, €

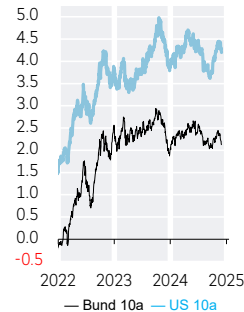
+23.2%	Banques
+18.1%	Télécoms
+17.4%	Médias
+16.9%	Industrie
+15.8%	Assurances
+12.0%	Voyages & loisirs
+11.6%	Distribution
+9.0%	Santé
+8.5%	Construction
+7.0%	Indice
+1.7%	Technologie
-0.2%	Scs collectivités
-1.6%	Foncières
-4.2%	Chimie
-5.8%	Agroalimentaire
-5.8%	Pétrole & gaz
-7.9%	Matières premières
-8.3%	Bs. de conso.
-13.6%	Automobile

### S&P500

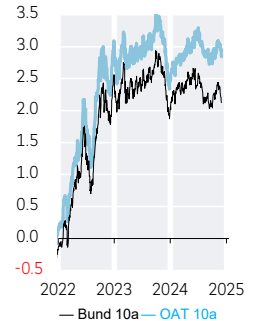
Année 2024 au 29-11, \$

+42.8%	Banques
+41.4%	Construction
+41.0%	Technologie
+37.3%	Scs financiers
+36.6%	Distribution
+36.4%	Automobile
+35.5%	Assurances
+30.3%	Scs collectivités
+30.3%	Indice
+29.9%	Télécoms
+28.6%	Industrie
+24.7%	Voyages & loisirs
+17.3%	Pétrole & gaz
+13.4%	Santé
+13.0%	Médias
+12.4%	Pdts ménagers & soins
+8.7%	Matières premières
+7.9%	Chimie
+1.9%	Agroalimentaire

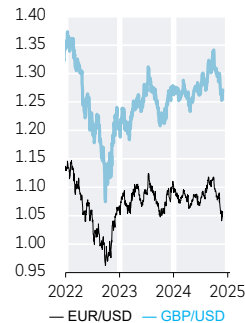
Bund 10a vs US Treas. 10a



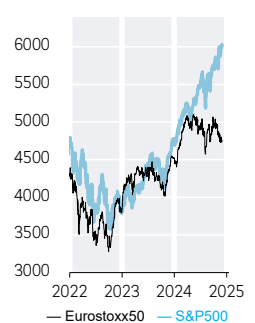
Bund 10a vs OAT 10a



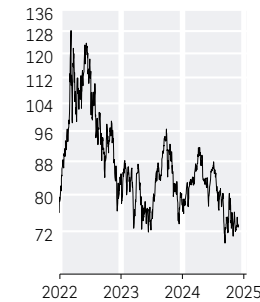
EUR/USD vs GBP/USD



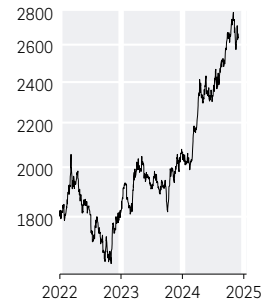
EUROSTOXX 50 vs S&P500



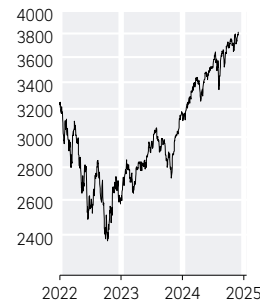
Pétrole (Brent, \$)



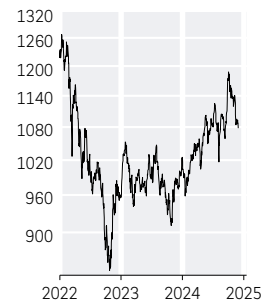
Or (once, \$)



MSCI monde (\$)



MSCI Emergents (\$)



SOURCES : REFINITIV, BNP PARIBAS

