

REVUE DES MARCHÉS

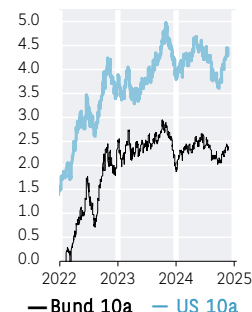
	en %		en pb			
	22-nov.-24	1 semaine	1 mois	Cumul annuel	1 an	
	Marchés obligataires					
Bund 2a	2.03	-11.5	-16.6	-64.2	-118.4	
Bund 5a	2.04	-9.9	-8.0	+9.8	-49.4	
Bund 10a	2.25	-10.1	-6.6	+25.1	-27.6	
OAT 10a	3.00	-0.3	+3.1	+52.8	-4.7	
BTP 10a	3.39	-6.1	-4.0	-14.3	-74.7	
BONO 10a	2.94	-8.0	-5.0	-1.2	-56.4	
Treasuries 2a	4.39	+6.2	+31.0	+5.5	-51.7	
Treasuries 5a	4.32	-0.1	+31.1	+45.5	-13.1	
Treasuries 10a	4.42	-2.5	+22.2	+55.5	-0.8	
Gilt 2a	4.15	-3.4	+34.1	+17.6	-44.1	
Treasuries 5a	4.25	-8.4	+24.7	+93.4	+19.8	
Gilt 10a	4.39	-8.4	+21.9	+78.6	+14.4	

	en niveau		variation, %			
	22-nov.-24	1 semaine	1 mois	Cumul annuel	1 an	
	Taux de change matières premières					
EUR/USD	1.04	-1.2	-3.7	-5.8	-4.2	
GBP/USD	1.25	-0.8	-3.5	-1.7	+0.5	
USD/JPY	154.90	-0.0	+2.6	+9.9	+3.5	
DXY	111.99	+7.9	+11.5	+10.5	+6.1	
EUR/GBP	0.83	-0.4	-0.2	-4.1	-4.7	
EUR/CHF	0.93	-0.5	-0.5	+0.1	-3.3	
EUR/JPY	161.26	-1.2	-1.2	+3.5	-0.9	
Pétrole (Brent, \$)	74.96	+3.8	-1.4	-3.5	-8.7	
Or (once, \$)	2706	+5.2	-1.4	+31.0	+35.7	

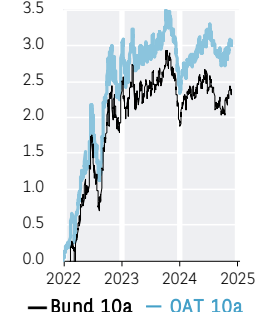
	en niveau		variation, %			
	22-nov.-24	1 semaine	1 mois	Cumul annuel	1 an	
	Indices actions					
Monde						
MSCI Monde (\$)	3766	+1.5	+0.9	+18.8	+25.3	
Amérique du Nord						
S&P500	5969	+1.7	+2.0	+25.1	+31.0	
Dow Jones	44297	+2.0	+3.2	+17.5	+25.6	
Nasdaq composite	19004	+1.7	+2.3	+26.6	+33.2	
Europe						
CAC 40	7255	-0.2	-3.7	-3.8	-0.1	
DAX 30	19323	+0.6	-0.5	+15.3	+21.1	
EuroStoxx50	4789	-0.1	-3.0	+5.9	+10.0	
FTSE100	8262	+2.5	-0.5	+6.8	+10.6	
Asie						
MSCI, loc.	1407	-0.3	+1.6	+12.8	+14.1	
Nikkei	38284	-0.9	-0.3	+14.4	+14.4	
Emergents						
MSCI Emergents (\$)	1087	+0.2	-4.8	+6.2	+10.5	
Chine	62	-1.8	-7.0	+12.5	+7.9	
Inde	1039	+1.3	-3.4	+12.7	+24.0	
Brésil	1389	+0.6	-2.6	-22.8	-17.7	

Eurostoxx600		S&P500	
Année 2024 au 22-11, €		Année 2024 au 22-11, \$	
+20.4%	Banques	+50.2%	Banques
+18.6%	Télécoms	+44.3%	Construction
+18.2%	Assurances	+42.2%	Technologie
+15.9%	Médias	+42.0%	Assurances
+14.1%	Industrie	+41.8%	Scs financiers
+11.6%	Distribution	+40.4%	Automobile
+10.4%	Voyages & loisirs	+39.8%	Distribution
+7.3%	Santé	+38.0%	Télécoms
+6.6%	Construction	+36.4%	Scs collectivités
+6.1%	Indice	+32.8%	Indice
+2.2%	Technologie	+31.1%	Industrie
+0.7%	Scs collectivités	+28.5%	Voyages & loisirs
-2.1%	Foncières	+23.4%	Pétrole & gaz
-2.9%	Pétrole & gaz	+20.0%	Médias
-6.0%	Agroalimentaire	+18.4%	Pdts ménagers & soins
-6.8%	Chimie	+11.9%	Santé
-8.4%	Matières premières	+10.7%	Chimie
-10.2%	Bs. de conso.	+10.2%	Matières premières
-15.6%	Automobile	+3.8%	Agroalimentaire

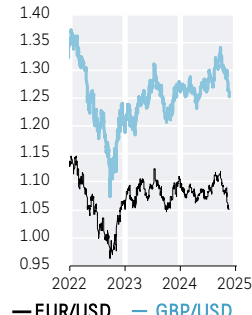
Bund 10a vs US Treas. 10a



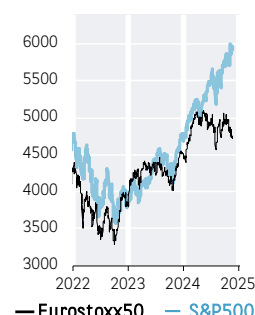
Bund 10a vs OAT 10a



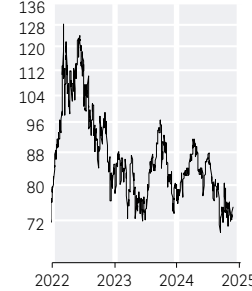
EUR/USD vs GBP/USD



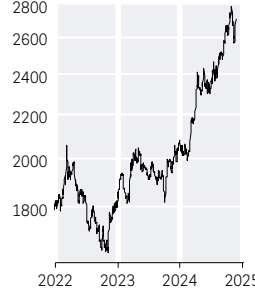
EUROSTOXX 50 vs S&P500



Pétrole (Brent, \$)



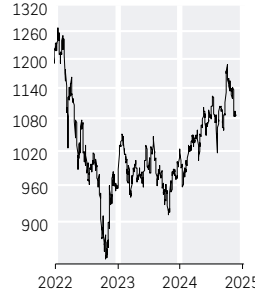
Or (once, \$)



MSCI monde (\$)



MSCI Emergents (\$)



SOURCE: REFINITIV, BNP PARIBAS

