

REVUE DES MARCHÉS

Marchés obligataires

	en %		en pb		
	31-janv.-25	1 semaine	1 mois	Cumul annuel	1 an
Bund 2a	2.13	-17.6	+6.6	+6.7	-68.5
Bund 5a	2.18	-15.1	+7.0	+7.0	+13.5
Bund 10a	2.43	-11.3	+6.8	+6.8	+30.5
OAT 10a	3.10	-11.9	-2.0	-2.0	+53.7
BTP 10a	3.44	-10.8	+2.0	+2.0	-11.3
BONO 10a	3.03	-12.5	+0.6	+0.6	-0.7
Treasuries 2a	4.22	-5.3	-1.9	-3.0	-10.0
Treasuries 5a	4.34	-8.9	-4.5	-4.7	+46.7
Treasuries 10a	4.55	-7.5	-2.3	-2.7	+59.9
Gilt 2a	3.96	-15.5	-18.6	-19.2	-27.4
Treasuries 5a	4.23	-11.6	-11.7	-11.7	+61.0
Gilt 10a	4.54	-9.6	-3.2	-3.3	+65.6

Taux de change - Matières premières

	en niveau		variation, %		
	31-janv.-25	1 semaine	1 mois	Cumul annuel	1 an
EUR/USD	1.04	-1.2	+0.4	+0.4	-4.3
GBP/USD	1.24	-0.5	-0.8	-0.8	-2.4
USD/JPY	154.85	-0.6	-1.5	-1.5	+5.9
DXY	111.99	+7.9	+11.5	+10.5	+6.1
EUR/GBP	0.84	-0.7	+1.2	+1.2	-1.9
EUR/CHF	0.94	-0.8	+0.6	+0.6	+1.3
EUR/JPY	160.97	-1.7	-1.1	-1.1	+1.4
Pétrole (Brent, \$)	76.81	-2.2	+2.8	+2.8	-6.2
Or (once, \$)	2810	+1.3	+7.0	+7.0	+37.2

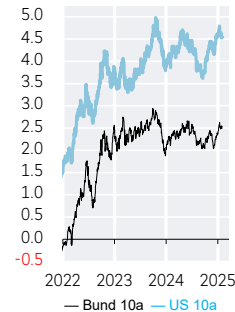
Indices actions

Monde					
MSCI Monde (\$)	3837	-0.5	+3.5	+3.5	+19.7
Amérique du Nord					
S&P500	6041	-1.0	+2.7	+2.7	+24.7
Dow Jones	44545	+0.3	+4.7	+4.7	+16.8
Nasdaq composite	19627	-1.6	+1.6	+1.6	+29.4
Europe					
CAC 40	7950	+0.3	+7.7	+7.7	+3.8
DAX 30	21732	+1.6	+9.2	+9.2	+28.6
EuroStoxx50	5287	+1.3	+8.0	+8.0	+13.7
FTSE100	8674	+2.0	+6.1	+6.1	+13.7
Asie					
MSCI, loc.	1447	+1.2	+1.0	+1.0	+10.3
Nikkei	39572	-0.9	-0.8	-0.8	+9.1
Emergents					
MSCI Emergents (\$)	1093	+0.3	+1.7	+1.6	+12.0
Chine	65	+1.1	+0.6	+0.6	+30.9
Inde	987	+1.0	-3.6	-4.0	+4.6
Brésil	1321	+3.9	+12.3	+12.3	-22.0

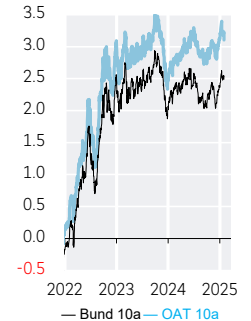
Performance par secteur

Eurostoxx600		S&P500	
Année 2025 au 31-1, €		Année 2025 au 31-1, \$	
+10.8%	Bs. de conso.	+9.7%	Médias
+9.7%	Scs financiers	+9.5%	Banque
+9.5%	Banques	+9.3%	Santé
+6.7%	Technologie	+8.9%	Foncières
+6.6%	Industrie	+7.2%	Biens de consommation
+6.3%	EuroStoxx600	+6.3%	Distribution
+6.2%	Santé	+5.5%	Matériaux
+6.1%	Pétrole & gaz	+5.3%	Biens d'équipement
+6.1%	Médias	+5.2%	Services commerciaux et pro.
+5.6%	Assurances	+4.6%	Pharmaceutiques
+5.1%	Télécoms	+2.9%	Scs collectivités
+4.9%	Chimie	+2.7%	S&P500
+4.3%	Construction	+2.4%	Services aux consommateurs
+3.4%	Matières premières	+2.4%	Télécoms
+3.0%	Foncières	+2.1%	Assurances
+2.9%	Distribution	+2.0%	Énergie
+2.7%	Voyages & loisirs	-0.1%	Automobiles
+2.2%	Agroalimentaire	-0.3%	Alimentation, boissons et tabac
+1.4%	Scs collectivités	-3.9%	Matériel et équipement technologiques
		-6.1%	Semiconducteurs

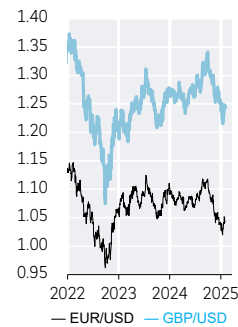
Bund 10a vs US Treas. 10a



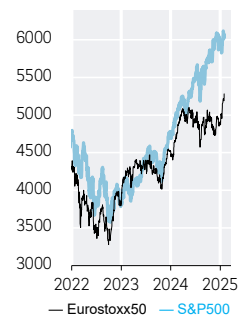
Bund 10a vs OAT 10a



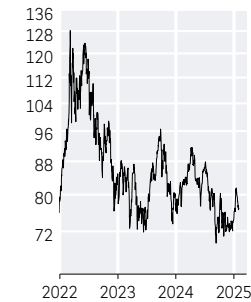
EUR/USD vs GBP/USD



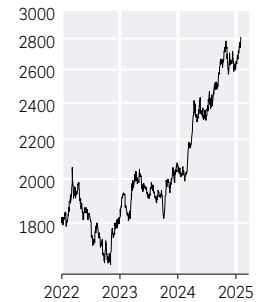
EUROSTOXX 50 vs S&P500



Pétrole (Brent, \$)



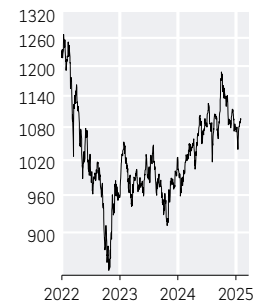
Or (once, \$)



MSCI monde (\$)



MSCI Emergents (\$)



SOURCES : LSEG, BLOOMBERG, BNP PARIBAS