

REVUE DES MARCHÉS

Marchés obligataires

	en %		en pb		
	03-janv.-25	1 semaine	1 mois	Cumul annuel	1 an
Bund 2a	2.18	+6.8	+21.0	+11.8	-51.1
Bund 5a	2.19	+4.9	+31.0	+8.1	+26.0
Bund 10a	2.43	+3.5	+37.2	+6.3	+41.1
OAT 10a	3.22	+9.0	+37.1	+9.1	+73.2
BTP 10a	3.49	+5.5	+36.5	+6.7	-4.6
BONO 10a	3.07	+3.2	+35.6	+5.0	+12.4
Treasuries 2a	4.28	-5.0	+6.3	+3.2	-12.0
Treasuries 5a	4.41	-4.4	+28.3	+3.2	+52.4
Treasuries 10a	4.60	-2.0	+36.5	+2.6	+69.7
Gilt 2a	4.19	-5.8	+11.8	+4.2	+8.9
Treasuries 5a	4.39	-3.0	+28.9	+4.0	+94.3
Gilt 10a	4.59	-4.1	+35.0	+2.1	+87.5

Taux de change - Matières premières

	en niveau		variation, %		
	03-janv.-25	1 semaine	1 mois	Cumul annuel	1 an
EUR/USD	1.03	-1.3	-2.2	-0.6	-5.7
GBP/USD	1.24	-1.4	-2.0	-1.0	-1.8
USD/JPY	157.40	-0.1	+5.5	+0.2	+9.6
DXY	111.99	+7.9	+11.5	+10.5	+6.1
EUR/GBP	0.83	+0.1	-0.2	+0.3	-3.9
EUR/CHF	0.94	-0.3	+0.6	-0.1	+0.8
EUR/JPY	161.95	-1.4	+3.2	-0.5	+3.4
Pétrole (Brent, \$)	76.35	+3.1	+3.7	+2.2	-2.2
Or (once, \$)	2643	+1.0	+0.1	+0.7	+30.0

Indices actions

Monde					
MSCI Monde (\$)	3738	-0.5	-2.4	+0.8	+20.0
Amérique du Nord					
S&P500	5942	-0.5	-1.8	+1.0	+26.3
Dow Jones	42732	-0.6	-4.4	+0.4	+14.2
Nasdaq composite	19622	-0.5	+0.7	+1.6	+34.5
Europe					
CAC 40	7282	-1.0	+0.4	-1.3	-1.7
DAX 30	19906	-0.4	-0.6	-0.0	+20.4
EuroStoxx50	4871	-0.6	-0.1	-0.5	+9.5
FTSE100	8224	+0.9	-1.6	+0.6	+7.1
Asie					
MSCI, loc.	1435	-0.6	-0.1	+0.2	+15.5
Nikkei	39895	-1.0	+1.6	+0.0	+19.2
Emergents					
MSCI Emergents (\$)	1073	-0.9	-2.2	-0.3	+7.0
Chine	63	-2.8	-1.2	-2.1	+15.5
Inde	1039	+0.9	-2.7	+1.1	+13.6
Brésil	1172	-0.2	-8.7	-0.4	-33.6

Performance par secteur

Eurostoxx600

Année 2025 au 3-1, €

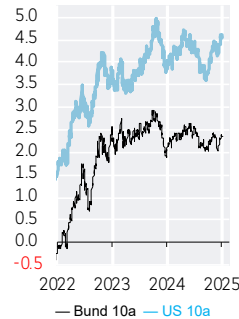
+3.6%	Pétrole & gaz
+1.9%	Scs collectivités
+0.9%	Télécoms
+0.7%	Assurances
+0.4%	Santé
+0.1%	Industrie
+0.1%	Indice principal
+0.0%	Technologie
-0.0%	Foncières
-0.2%	Matières premières
-0.4%	Banques
-0.4%	Construction
-0.4%	Agroalimentaire
-0.7%	Distribution
-0.9%	Médias
-1.2%	Voyages & loisirs
-1.4%	Chimie
-2.3%	Automobile
-2.7%	Bs. de conso.

S&P500

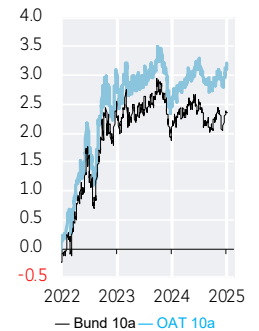
Année 2025 au 3-1, \$

+5.2%	Semiconducteurs
+1.9%	Énergie
+1.8%	Scs collectivités
+1.6%	Médias
+1.6%	Biens de consommation
+1.5%	Banque
+1.3%	Automobiles
+1.3%	Santé
+1.0%	Indice principal
+0.8%	Pharmaceutiques
+0.8%	Biens d'équipement
+0.5%	Foncières
+0.2%	Distribution
+0.1%	Services aux consommateurs
+0.1%	Services commerciaux et pro.
-0.1%	Télécoms
-0.2%	Alimentation, boissons et tabac
-0.4%	Assurances
-1.1%	Matériaux
-2.0%	Matériel et équipement technologiques

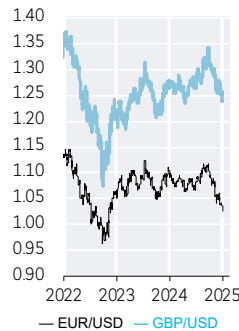
Bund 10a vs US Treas. 10a



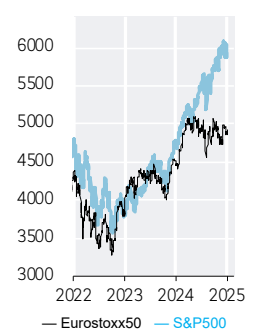
Bund 10a vs OAT 10a



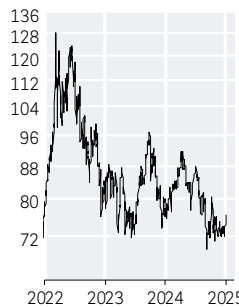
EUR/USD vs GBP/USD



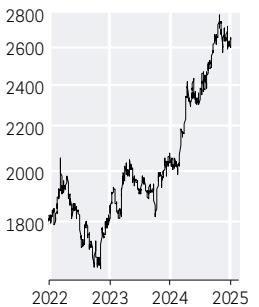
EUROSTOXX 50 vs S&P500



Pétrole (Brent, \$)



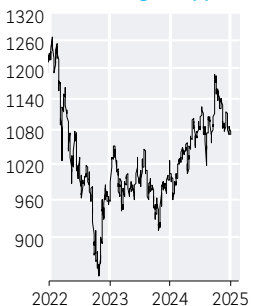
Or (once, \$)



MSCI monde (\$)



MSCI Emergents (\$)



SOURCES : LSEG, BLOOMBERG, BNP PARIBAS



BNP PARIBAS

La banque
d'un monde
qui change