

REVUE DES MARCHÉS

Marchés obligataires

	en %		en pb		
	04-avr.-25	1 semaine	1 mois	Cumul annuel	1 an
Bund 2a	1.87	-18.6	-18.7	-19.2	-109.4
Bund 5a	2.09	-20.2	-5.9	-2.8	-30.2
Bund 10a	2.54	-16.6	+8.3	+17.2	+19.9
OAT 10a	3.14	-12.6	+7.5	+1.8	+28.1
BTP 10a	3.57	-9.5	+11.7	+14.4	-15.1
BONO 10a	3.16	-9.9	+8.1	+14.2	-3.1
Treasuries 2a	3.68	-28.1	-28.4	-56.9	-102.0
Treasuries 5a	3.73	-25.4	-26.7	-65.4	-55.7
Treasuries 10a	4.02	-24.3	-19.4	-56.0	-28.9
Gilt 2a	3.93	-26.9	-25.3	-21.6	-59.7
Treasuries 5a	4.02	-28.8	-11.7	-33.0	+18.2
Gilt 10a	4.45	-25.3	-8.8	-12.8	+42.4

Taux de change - Matières premières

	en niveau		variation, %		
	04-avr.-25	1 semaine	1 mois	Cumul annuel	1 an
EUR/USD	1.10	+1.5	+4.4	+6.1	+1.1
GBP/USD	1.29	-0.0	+1.8	+3.3	+2.1
USD/JPY	145.53	-3.2	-1.9	-7.4	-4.0
DXY	111.99	+7.9	+11.5	+10.5	+6.1
EUR/GBP	0.85	+1.5	+2.6	+2.7	-1.0
EUR/CHF	0.94	-1.3	+0.4	+0.3	-4.3
EUR/JPY	159.92	-1.7	+2.4	-1.7	-3.0
Pétrole (Brent, \$)	66.18	-10.0	-7.5	-11.5	-25.8
Or (once, \$)	3044	-1.3	+4.6	+15.9	+32.8

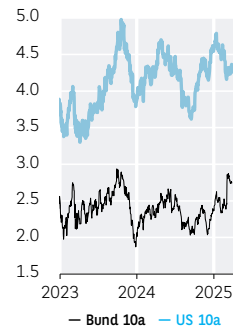
Indices actions

	en niveau		variation, %		
	04-avr.-25	1 semaine	1 mois	Cumul annuel	1 an
Monde					
MSCI Monde (\$)	3326	-8.5	-10.7	-10.3	-1.8
Amérique du Nord					
S&P500	5074	-9.1	-12.2	-13.7	-1.4
Dow Jones	38315	-7.9	-9.9	-9.9	-0.7
Nasdaq composite	15588	-10.0	-14.8	-19.3	-2.9
Europe					
CAC 40	7275	-8.1	-9.6	-1.4	-10.8
DAX 30	20642	-8.1	-7.5	+3.7	+12.2
EuroStoxx50	4878	-8.5	-9.4	-0.4	-3.8
FTSE100	8055	-7.0	-8.0	-1.4	+1.0
Asie					
MSCI loc.	1302	-8.1	-7.8	-9.1	-6.0
Nikkei	33781	-9.0	-9.5	-15.3	-15.1
Emergents					
MSCI Emergents (\$)	1088	-3.0	-0.5	+1.0	+3.7
Chine	73	-3.0	+0.1	+12.9	+32.9
Inde	969	-2.3	+6.4	-5.8	-1.8
Bésil	1264	-5.1	+1.7	+7.4	-22.7

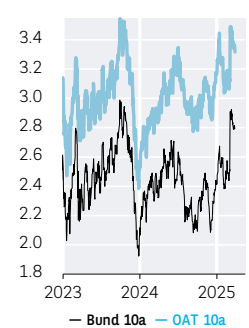
Performance par secteur

Eurostoxx600		S&P500	
Année 2025 au 4-4, €		Année 2025 au 4-4, \$	
+9.4%	Scs collectivités	+12.3%	Télécoms
+9.0%	Assurances	+6.3%	Alimentation, boissons et tabac
+8.7%	Télécoms	+2.7%	Santé
+6.5%	Banques	+1.8%	Assurances
+5.2%	Agroalimentaire	+0.0%	Services commerciaux et pro.
+0.1%	Construction	-1.6%	Scs collectivités
-0.7%	Chimie	-4.5%	Distribution
-2.2%	Eurostoxx600	-4.9%	Pharmaceutiques
-3.2%	Pétrole & gaz	-5.1%	Foncières
-3.6%	Foncières	-7.1%	Énergie
-3.6%	Industrie	-7.1%	Matériaux
-5.8%	Scs financiers	-12.0%	Biens d'équipement
-6.8%	Santé	-12.3%	Services aux consommateurs
-8.1%	Distribution	-13.7%	S&P500
-9.6%	Médias	-16.2%	Banque
-9.7%	Bs. de conso.	-16.4%	Biens de consommation
-9.7%	Technologie	-17.3%	Médias
-15.8%	Matières premières	-23.8%	Matériel et équipement technologiques
-20.2%	Voyages & loisirs	-29.1%	Semiconducteurs
		-37.9%	Automobiles

Bund 10a vs US Treas. 10a



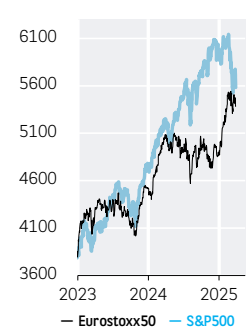
Bund 10a vs OAT 10a



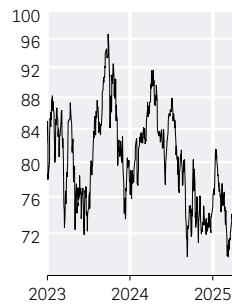
EUR/USD vs GBP/USD



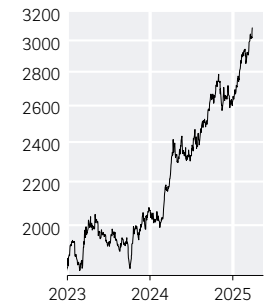
EUROSTOXX 50 vs S&P500



Pétrole (Brent, \$)



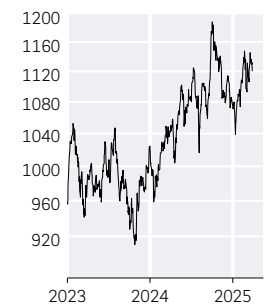
Or (once, \$)



MSCI monde (\$)



MSCI Emergents (\$)



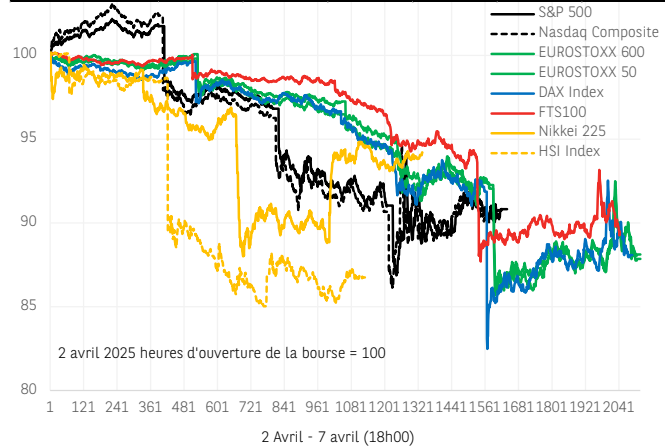
SOURCES : LSEG, BLOOMBERG, BNP PARIBAS
DATAVISUALISATION ET CARTOGRAPHIE : TARIK RHARRAB



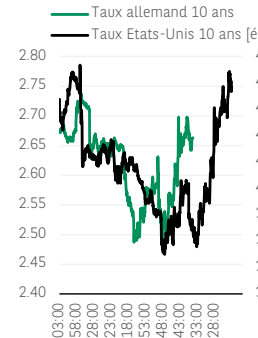
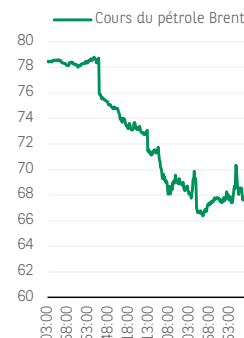
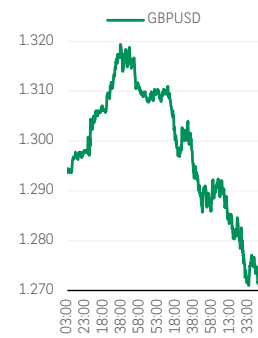
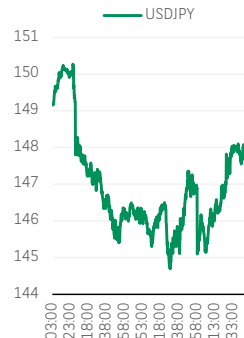
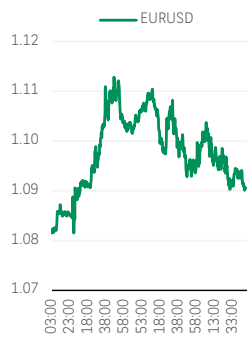
REVUE DES MARCHÉS

RÉACTION DES MARCHÉS APRÈS LES ANNONCES

2 avril - 4 avril	S&P 500	Nasdaq Composite	Eurostoxx 600	Eurostoxx 50	DAX	FTSE100
Perte de capitalisation boursière (Mds \$)	-5058	-3312	-848	-296	-126	-137



2 AVRIL - 7 AVRIL



SOURCES : LSEG, BLOOMBERG, BNP PARIBAS
DATAVISUALISATION ET CARTOGRAPHIE : TARIK RHARRAB