

# REVUE DES MARCHÉS

## Marchés obligataires

	en %		en pb		
	06-déc.-24	1 semaine	1 mois	Cumul annuel	1 an
Bund 2a	2.04	+5.4	-17.1	-63.6	-82.6
Bund 5a	1.96	+4.6	-21.9	+1.5	-20.5
Bund 10a	2.11	+2.4	-28.4	+11.2	-6.7
OAT 10a	2.82	-2.4	-26.8	+35.3	+14.8
BTP 10a	3.08	-7.3	-54.1	-44.7	-69.7
BONO 10a	2.72	-3.1	-39.7	-23.0	-43.8
Treasuries 2a	4.13	-8.4	-16.5	-21.0	-51.9
Treasuries 5a	4.05	-4.2	-24.2	+18.8	-9.8
Treasuries 10a	4.15	-4.8	-29.2	+28.3	+3.0
Gilt 2a	4.08	-0.2	-20.4	+10.5	-39.3
Treasuries 5a	4.14	+4.0	-30.8	+82.6	+28.8
Gilt 10a	4.28	3.2	-28.5	+67.7	+24.7

## Taux de change - Matières premières

	en niveau		variation, %		
	06-déc.-24	1 semaine	1 mois	Cumul annuel	1 an
EUR/USD	1.06	+0.0	-1.6	-4.4	-2.1
GBP/USD	1.27	+0.3	-1.1	-0.0	+1.2
USD/JPY	149.89	-0.2	-2.9	+6.3	+1.8
DXY	111.99	+7.9	+11.5	+10.5	+6.1
EUR/GBP	0.83	-0.2	-0.5	-4.3	-3.3
EUR/CHF	0.93	-0.4	-1.4	-0.3	-1.7
EUR/JPY	158.34	-0.2	-4.5	+1.7	-0.3
Pétrole (Brent, \$)	72.19	-1.4	-4.5	-7.1	-2.9
Or (once, \$)	2637	-0.8	-1.2	+27.7	+30.0

## Indices actions

<b>Monde</b>					
MSCI Monde (\$)	3855	+1.2	+2.7	+21.6	+27.6
<b>Amérique du Nord</b>					
S&P500	6090	+1.0	+2.7	+27.7	+33.9
Dow Jones	44643	-0.6	+2.1	+18.4	+23.8
Nasdaq composite	19860	+3.3	+4.6	+32.3	+40.4
<b>Europe</b>					
CAC 40	7427	+2.7	+0.8	-1.5	-0.1
DAX 30	20385	+3.9	+7.1	+21.7	+22.4
EuroStoxx50	4978	+3.6	+3.7	+10.1	+11.0
FTSE100	8309	+0.3	+1.7	+7.4	+10.6
<b>Asie</b>					
MSCI, loc.	1423	+1.4	+0.9	+14.1	+15.6
Nikkei	39091	+2.3	-1.0	+16.8	+16.9
<b>Emergents</b>					
MSCI Emergents (\$)	1105	+2.5	-2.4	+7.9	+13.3
Chine	64	+2.6	-3.9	+16.3	+17.7
Inde	1081	+2.5	+0.7	+17.3	+22.1
Brsil	1286	-1.5	-9.9	-28.6	-23.2

## Performance par secteur

### Eurostoxx600

Année 2024 au 6-12, €

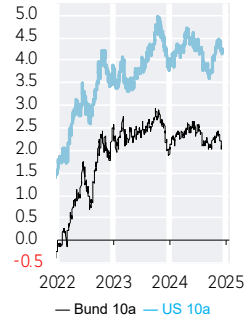
+24.7%	Banques
+21.3%	Télécoms
+21.2%	Assurances
+18.2%	Industrie
+18.0%	Médias
+16.3%	Distribution
+16.2%	Voyages & loisirs
+8.9%	Construction
+8.7%	Indice
+8.4%	Technologie
+8.1%	Santé
+0.0%	Scs collectivités
-1.3%	Foncières
-3.3%	Bs. de conso.
-5.6%	Chimie
-5.9%	Pétrole & gaz
-6.3%	Agroalimentaire
-7.1%	Matières premières
-11.9%	Automobile

### S&P500

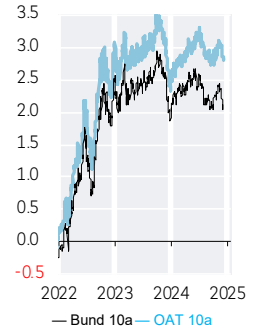
Année 2024 au 6-12, \$

+49.6%	Automobile
+49.0%	Distribution
+46.7%	Banques
+46.5%	Technologie
+41.4%	Construction
+39.9%	Scs financiers
+37.7%	Assurances
+37.3%	Télécoms
+33.5%	Indice
+31.4%	Scs collectivités
+28.6%	Voyages & loisirs
+27.6%	Industrie
+20.7%	Médias
+17.6%	Pdts ménagers & soins
+13.9%	Pétrole & gaz
+10.6%	Santé
+7.0%	Chimie
+4.0%	Matières premières
+0.5%	Agroalimentaire

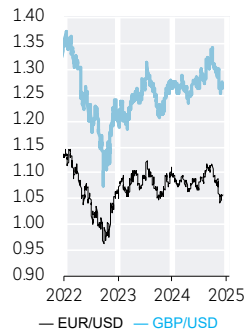
### Bund 10a vs US Treas. 10a



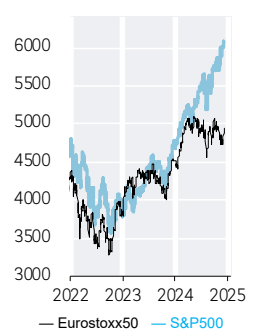
### Bund 10a vs OAT 10a



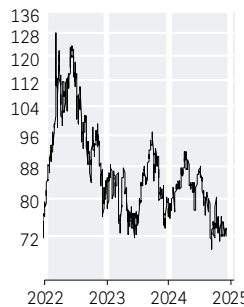
### EUR/USD vs GBP/USD



### EUROSTOXX 50 vs S&P500



### Pétrole (Brent, \$)



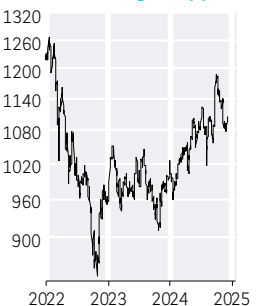
### Or (once, \$)



### MSCI monde (\$)



### MSCI Emergents (\$)



SOURCES : REFINITIV, BNP PARIBAS



BNP PARIBAS

La banque  
d'un monde  
qui change